



## RP- HPLC Estimation of Ceftriaxone Sodium in Pharmaceuticals

A. T. Salman

Mustansiriyah University, College of Science, Department of Chemistry, Baghdad-Iraq



CrossMark

### Abstract

This work aimed to determine of Ceftriaxone sodium (CFT) through the development and verification of a accurate and rapid isocratic of RP-HPLC method using a C18 as stationary phase column. The mobile phase was described as a mixture of 80:20 (5.8 - 8) Buffer:methanol. The optimum conditions for estimation were; column temperature 30 °C and flow rate of 0.7 mL/min. by using the UV-detection at a 241nm wavelength. The analysis data showed that the determination coefficient, R<sup>2</sup> was 0.9985, detection limit of 4.3 x 10<sup>-6</sup> µg/mL and limit of quantification of 1.4 x 10<sup>-5</sup> µg/mL. This developed method was successfully examined for the estimate of ceftriaxone sodium in their pure form and in numeral commercial pharmaceuticals preparations with little interference of additives.

Keywords: Ceftriaxone Sodium, Analysis, HPLC.

### 1. Introduction

Ceftriaxone sodium (CFT) is third-generation cephalosporin; the molecular formula is C<sub>18</sub>H<sub>18</sub>N<sub>8</sub>O<sub>7</sub>S<sub>3</sub>[1-3]. Chemically (6R, 7R)-7- {[ (2Z) -2- (2-amino-1,3 - thiazol-4-yl) -2-(methoxyimino) acetyl] amino}-3- {[ (2-methyl-5,6-dioxo-1,2,5,6-tetrahydro-1,2,4-triazin-3-yl)thio] methyl}-8-oxo-5-thia-1-azabicyclo [4.2.0] oct-2-ene-2-carboxylic acid, scheme I [4, 5].

The CFT is resulting from a fermentation product, this group of unsafe importance because they are able to overcome the blood-brain barrier. However, it has activity broad spectrum next to Gram-negative and Gram-positive bacteria. Ceftriaxone sodium injection is an antibacterial use to treat diseases, for example, lower respiratory tract infections, skin structure infections, urinary tract infections, pelvic inflammatory disease, bone and joint infections also meningitis [6, 7].

More papers were published in articles aimed at expanding and demonstrating HPLC and LC / MS resistors for similarity and evaluation of this active ingredient in pharmaceuticals [8-10]. The essential

examination of the work of organic modifiers on selectivity, determination, and the temperature is an effect on chromatographic behaviour[11,12]. HPLC has also been developed through the stationary phases that have been improved through the 30-alkyl carbon atoms chains [13- 15]. A number of techniques have been described the determination of ceftriaxone in literature such as HPLC-UV [16- 18], HPLC-MS [19, 20], UPLC-MS/MS [21, 22], spectrophotometry [23-25], spectrofluorometric [26] and infrared [27].The technique used by HPLC to identify more drugs in standard solution, pharmaceutical preparation[28-31] and biological samples[32- 34].

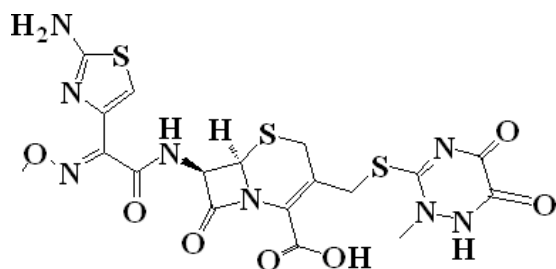
This study aimed to developing a simple and rapid RP-HPLC for the estimation of CFT for quality control propose.

\*Corresponding author e-mail: [abbasaltaee1973@uomustansiriyah.edu.iq](mailto:abbasaltaee1973@uomustansiriyah.edu.iq)

Receive Date: 21 March 2021, Revise Date: 16 April 2021, Accept Date: 19 April 2021

DOI: 10.21608/EJCHEM.2021.68537.3504

©2021 National Information and Documentation Center (NIDOC)



Scheme 1: Structure of Ceftriaxone Sodium

## 2. Materials and Methods

### 2.1. Apparatus

The HPLC system, which was used in this work, is Shimadzu, Kyoto, Japan with RP-sunfire<sup>TM</sup> C18 (3.5  $\mu\text{m}$   $\times$  4.6  $\times$  100 mm) column. Glass bottles were used as solvent reservoirs with capacity of 1000 mL. The mobile phase was passed through a fine mesh stainless steel filter of 0.45  $\mu\text{m}$  pore size fitted at the end of PTFE tube so as to avoid several strange particles to go over the column, which may eliminate the pump as well as reduce the lifetime of the column. The HPLC system is equipped with Rheodyne injection valve for manual sample injection. The injector could be supplied with a 10 or 20  $\mu\text{L}$  internal capacity sample loop. Forced air circulation column oven type CTO-20A used regulated temperature from 10 to 85  $^{\circ}\text{C}$ . The on-line degasser unit, DGU-20A5 in HPLC system was used for quick degassing the HPLC mobile phases. The 0.4 ml internal volume capacity is small. The SPD-20A is a UV-VIS detector that suggests excellent sensitivity and stability, at wavelength ranged from 190 to 700 nm and slit width of 0.8 nm with wavelength accuracy of 1.0 nm and 12  $\mu\text{L}$  flow cell and dual-wavelength measurement.

### 2.2. Chemicals (Preparation stock solution of ceftriaxone sodium)

The CFT standard and the rest of the reagents (methanol and contents of buffer solutions) were supplied by Sigma- Aldrich. 100  $\mu\text{g}/\text{mL}$  of standard CFT was prepared by dissolved 0.1g of it in 1000 mL of Water then other diluted solution prepared.

### 2.3. Preparation Buffer solution

The buffer solution was prepared in a 100 mL volumetric flask by dissolving A) 0.323 g of  $\text{KH}_2\text{PO}_4$  in 100 mL of distilling water and B) 0.4564 g of  $\text{K}_2\text{HPO}_4$  in 100 mL of distilling water, mix the proportions indicated of solutions (A) and (B) and

adjust the final volume to 200 ml with D.W. to achieved a pH ranged between 5.8-8.[35]

### 2.4. Determination analysis conditions and mobile phase

The CFT identification was performed using a mobile phase consist of (80:20 v/v) methanol and buffer de-ionized water. The determination was done with a 0.7 mL/min. flow rate at 30 $^{\circ}\text{C}$  and injection volume of 20 $\mu\text{L}$ . The isocratic process is used from the flow mode and is operated by the LC program. The detection is controlled at multiple wavelengths. Peak area and peak height were recorded and used in this study.

## 3. Results and Discussions

This search summarizes to development a chromatographic mode for the separation and estimation of ceftriaxone sodium in the pure dosage form and in different commercial shapes. Changes the HPLC parameters to reach perfect conditions of mobile phase (buffer: methanol), flow rate and ambient temperature by study improvement the effects.

### 3.1. Effect of mobile phase (buffer: methanol):

Used RP-sun fire<sup>TM</sup>C18 (3.5 $\mu\text{m}$  $\times$ 4.6 $\times$ 100mm) column was kept at 30 $^{\circ}\text{C}$  for all circumstances of organic change to determination ceftriaxone sodium. The buffer is Dipotassium hydrogenphosphate. Extensively used, by ethanol in the chemical-pharmaceutical analysis by HPLC. Ethanol has fewer ecological influence and inferior danger to the health of the expert disproportion to classical solvents methanol[36]. That significant changes in the work environment to optimize the working conditions for isocratic RP-HPLC to improving determination method a number of parameters such as flow rate and proportion organic phase (buffer: methanol).

#### 3.1.1. Flow rate

To decrease the retention time and improve the symmetric, sharp and good peak must adjust the flow rate of mobile phase by used deference of them, such as (0.4, 0.5, 0.6, 0.7, 0.8, 0.9 and 1.0) mL/ min. The flow rate of 0.7 mL/ min. was chosen as the best one, Figure-1.

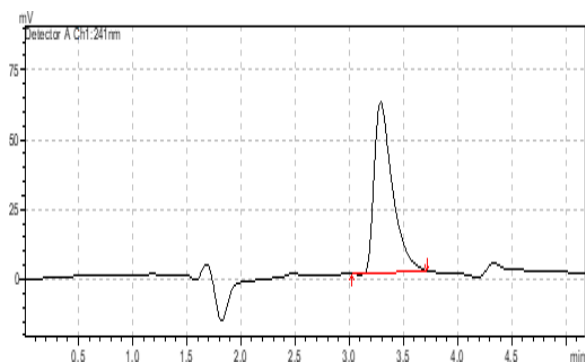


Fig. 1: CFT chromatogram at Flow rate of 0.7 ml/min buffer: methanol at 80:20%, at 30 °C.

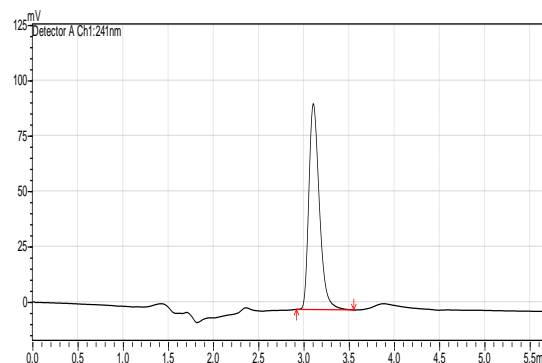


Fig.3: CFT chromatogram at temperature of 30 °C., buffer: methanol 80:20% and flow rate of 0.7 ml/min.

### 3.1.2. Uses organic modifier

The used mixture of buffer and methanol with various ratios (85:15, 80:20, 75:25, 70:30, 65:35, 60:40, 55:45 and 50:50) % to inject as organic modifier which is considered an isocratic elution. The wavelength detection was 241 nm at 0.7 ml/min flow rate and 30 °C, Figure 2. The optimum of buffer and methanol 80:20% because the retention time decrease from 7.2 min. in 85:15% buffer and methanol to 4.69 min. and give sharp, symmetrical peaks and good sensitivity that give short analysis time and be contingent on possessions of the analyzed materials.

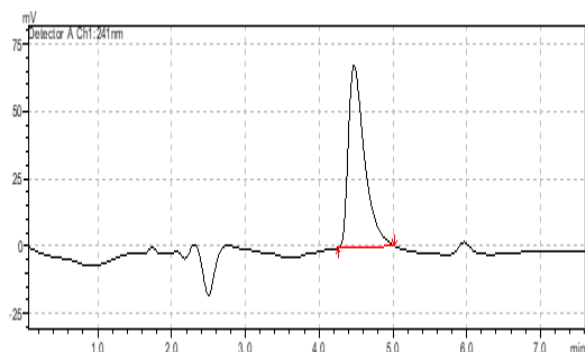


Fig. 2: CFT chromatogram at organic modifier buffer with methanol 80:20%, at flow rate of 0.7 ml/min and 30 °C.

### 3.1.3. Temperature

The temperature is working on improve the retention time in RP-HPLC of the determination ceftriaxone by decrease the mobile phase viscosity and efficiency of the column and make on decrease back pressure which in turn on lowest the interface with the stationary phase[37]. Different temperatures have used at range of 25 –55 °C. Figure-3 is shown the perfect temperature at 50 °C because that increase efficiency, a good shape and fast determination

### 3.1.4. Effectiveness

Estimation of all analytical statistical data by using the line regression equation for the calibration curve, which represents the relationship between concentrations, µg/mL vs peak areas. The calibration curve for a series of standard solutions was within a range of 2.0 to12.0 µg/mL. Figure-4 shows that. Moreover, estimate the accuracy and precision for this method to determination ceftriaxone sodium by examining five duplicate three different concentrations. Calculate the precision by knowing the RSD%., the accuracy by know the recovery, Table-1. There are no overlaps in the estimate of ceftriaxone sodium in this method because the drug is free of additives.

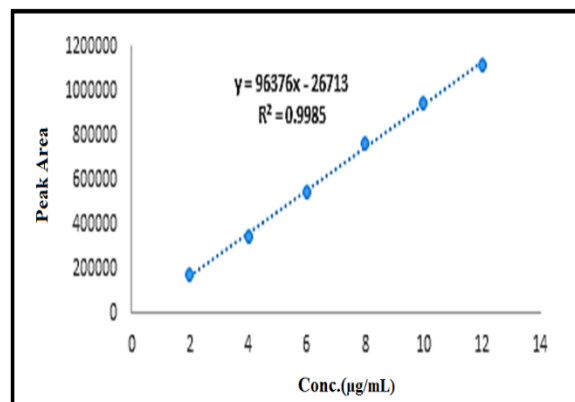


Fig. 4: Calibration graphs of CFT at concentration range between 2-12 µg/mL vs. peak area

Table 1: The analytical values achieved using the HPLC technique with 10 µg/mL of CFT, 80:20% buffer: methanol, 0.7 ml/min flow rate at 30 °C

Parameters	Result
Dynamic range, µg/mL	2.0–12.0
Slope	96376
Intercept	26713
Determination coefficient R <sup>2</sup>	0.9985
Correlation coefficient (r)	0.9992
LOD, Limit of detection, µg/mL,	4.36 *10 <sup>-6</sup>
LOQ, Limit of quantification, µg/mL,	1.44 *10 <sup>-5</sup>
Recovery%	99.57
RSD%	2.15
Regression equation	y = 96376 X -26713

### 3.1.5. Analysis of ceftriaxone sodium in pharmaceutical formulation:

The current work method has been applied on some of the pharmaceutical formulations for ceftriaxone sodium of various commercial source (Malaysia, Saudi and United State Emirate) containing 1.0 gm from the active ingredient. The result was shown in Table-2.

Table 2. Accuracy and precision of the 10 µg/mL of CFT, 80:20% buffers: methanol at flow rate of 0.7 ml/min at 30°C.

Pharmaceuticals of ceftriaxone sodium	Amount of Drug µg/mL		Relative Error %	Recovery %
	Taken	Found		
Malaysia	6.0	6.034	0.567	100.567
	10.0	10.424	4.240	104.240
Jordan	6.0	6.552	9.200	109.200
	10.0	10.620	6.200	106.200
United State Emirate	6.0	5.977	-0.380	99.617
	10.0	10.161	1.610	101.610

Table 1. Developed method compared with other methods for determination of ceftriaxone.

Type of technique	Type of sample	Linear range µg L <sup>-1</sup>	LOD µg L <sup>-1</sup>	Recovery %	RSD%	N	Ref.
HPLC–UV	Hospitalised sewage	5.0 - 600	2.0	152.38	5.2	5	(38)
HPLC–MS/MS	human plasma	3.0-300	-----	87.35	8.55	5	(5)
HPLC	Sterile powder for Injection	20-150	-----	99.42	0.59	5	(39)
HPLC	Human urine	0.24-250	0.05	97.73 - 100.7	2.5	6	(40)
RP-HPLC	Pharmaceutical Formulations	2.5-25	0.51 - 1.54	>98.1	< 2.0	6	(41)

## 4. Conclusion

In the current work, RP-HPLC is a simple and fast way. This method was developed to estimate sodium ceftriaxone in the preparation of pure pharmaceuticals. This method was validated comprehensively in provisos of linearity, accuracy, selectivity and accuracy in injecting pharmaceutical samples. Interventions are not present in this method due to the injection of drugs without additives.

## 5. Acknowledgments

We are so grateful to the members work in the service laboratories at Chemistry Department, College of Science, and the University of Mustansiriyah for facilitating the measurements of the UV-Visible, HPLC.

## 6. References

- [1] Li, D., Zhao, G., Ai, W., Li, G., Si, L., Huang, J., Chen Y., Wa S. Simultaneous LC/MS/MS bioanalysis of etoposide and paclitaxel in mouse tissues and plasma after oral administration of self-microemulsifying drugdelivery systems. Biomed Chromatogr 32(6), e4192. Gooch C L, Pracht E, and Borenstein AR 2017 Ann. Neurol. 81 479–484(2018).

- [2] Schimpf, K. J., Thompson, L. D., & Pan, S.J. Determination of Carotenoids in Infant, Pediatric and Adult Nutritionals by HPLC with UV-Visible Detection: Single-Laboratory Validation, First Action 2017.04. *Journal of AOAC International* 101(4), 1249-1252. Marzullo A, Kocevar G, Stamile C, Durand-Dubief F, Terracina G, Calimeri F, and Sappey-Mariniere D. 2019 *Front. Neurosci.* 13 1–15(2018).
- [3] Varshney, E., et al. "In vivo phenotyping of cytochrome 450 isoforms involved in the metabolism of anti-HIV and anti-tubercular drugs in human using cocktail approach: An LC–MS/MS analysis." *Journal of pharmaceutical and biomedical analysis* 164, 698-705(2019).
- [4] Dafale, N. A., Semwal, U. P., Agarwal, P. K., Sharma, P., & Singh, G. N. Quantification of ceftriaxone sodium in pharmaceutical preparations by a new validated microbiological bioassay. *Analytical Methods* 4(8) 2490-2498(2012). doi:10.1039/c2ay25145k.
- [5] Mohamed, D., & Kamal, M. Enhanced HPLC-MS/MS method for the quantitative determination of the co-administered drugs ceftriaxone sodium and lidocaine hydrochloride in human plasma following an intramuscular injection and application to a pharmacokinetic study. *Biomed Chromatogr.* 32(10)(2018), e4322. doi:10.1002/bmc.4322.
- [6] Guo, Y., Yang, X., Qi, Y., Wen, S., Liu, Y., Tang, S., Huang R., Tang L. Long-term use of ceftriaxone sodium induced changes in gut microbiota and immune system. *Scientific Reports* 7: 43035(2017).
- [7] Pradhan, S., Sirka, C. S., Panda, M., Baisakh, M. Cutaneous botryomycosis treated successfully with injectable ceftriaxone sodium in an immunocompetent child. *Indian Journal of Dermatology. Venereology and Leprology* 84(4), 485-487(2018).
- [8] Karimi-Maleh, H., et al. "Simultaneous determination of 6-mercaptopyruvate, 6-thioguanine and dasatinib as three important anticancer drugs using nanostructure voltammetric sensor employing Pt/MWCNTs and 1-butyl-3-methylimidazolium hexafluoro phosphate." *Biosensors and Bioelectronics* 86: 879-884(2016).
- [9] Kumar, L., Reddy, M. S., Managuli, R. S., & Pai, G.. Full factorial design for optimization, development and validation of HPLC method to determine valsartan in nanoparticles. *Saudi Pharmaceutical Journal* 23(5), 549-555, (2015).
- [10] Şatana, H. E., Nilgün Günden Göger, and Nusret Ertaş. "Determination of Etodolac and Flurbiprofen in their Pharmaceutical Tablets Using Heavy Atom-Induced Room-Temperature Phosphorescence and HPLC." *Journal of AOAC International* 11- 137. DOI: 10-5740/jaoacint.11-147(2019).
- [11] Altahir, B. M., Sultan, M. S., Mahdi, A. S., & Jasim, H. H. Liquid Chromatographic and validation study in separation and determination of benzidines and phenols in the main discharge point of wastewater. *International Journal of ChemTech Research*, 11(11), 35-47(2018). doi:10.20902/ijctr.2018.111105
- [12] Hadi Hassan Jasim, S. B. D., Amer Saleh Mahdi, Bahaa Malik Altahir. Determination of insecticides in different commercial formulations by Gradient HPLC. *Br. J. Anal. Chem.*, 4 (14), pp 25 - 33(2017).
- [13] Moreau, R. A., Harron, A. F., Hoyt, J. L., Powell, M. J., Hums, M. E. Analysis of wax esters in seven commercial waxes using C30 reverse phase HPLC. *Journal of Liquid chromatography & Related Technologies* 41(10), 604-611(2018).
- [14] Nie, Y., & Yao, W. A Comprehensive Quality Evaluation Method Based on C30-HPLC and an Analytic Hierarchy Process for the Chinese Herbal Formula, *Erzhiwan. Molecules* 23(8), 2045(2018).
- [15] Qun, X., Xiongfeng, H., & Rohrer, J. Separation of cis and trans isomers of crotamiton using an Acclaim C30 column. *Application Brief*: 138(2016).
- [16] El-Adl, S. M., El-Shanawany, A. A., Abdel-Aziz, L. M., & Hassan, A. F. HPLC Determination of Three Cephalosporins (Cefepime, Ceftriaxone and Cefotaxime) in Their Bulk and Dosage Forms. *Asian Journal of Pharmaceutical Analysis* 4(3), 91-97(2014).
- [17] Gergs, U., Clauss, T., Ihlefeld, D., Weiss, M., Pönicke, K., Hofmann, G. O., Neumann J. Pharmacokinetics of ceftriaxone in plasma and bone of patients undergoing hip or knee surgery. *J. Pharmacy and Pharmacology* 66(11), 1552-1558(2014).
- [18] Kratzer, A., Liebchen, U., Schleibinger, M., Kees, M. G., & Kees, F. Determination of free vancomycin, ceftriaxone, cefazolin and ertapenem in plasma by ultrafiltration: impact of experimental conditions. *J Chromatogr. B Analyt Technol Biomed Life Sci* 961, 97-102(2014).
- [19] Kobayashi, K., Sato, K., Mizuno, Y., Katsumata, Y. J. Capillary high-performance liquid chromatography-fast atom bombardment mass spectrometry of 24 cephem antibiotics. *Journal of Chromatography B: Biomedical Sciences and Applications* 677(2), 275-290(1996).
- [20] Tange, M., Yoshida, M., Nakai, Y., Uchida, T. The role of an impurity in ceftriaxone sodium preparation for injection in determining compatibility with calcium-containing solutions. *Chemical & Pharmaceutical Bulletin* 64(3), 207-214(2016).
- [21] Page-Sharp, M., Nunn, T., Salman, S., Moore, B. R., Batty, K. T., Davis, T. M., Manning L. Validation and application of a dried blood spot ceftriaxone assay. *Antimicrobial Agents and Chemotherapy*, 60(1), 14-23(2016).
- [22] Yu, X., Tang, X., Zuo, J., Zhang, M., Chen, L., & Li, Z. Distribution and persistence of cephalosporins in cephalosporin producing wastewater using SPE and UPLC–MS/MS method. *Science of the Total Environment* 569, 23-30(2016).

- [23] Ethiraj, R., Thiruvengadam, E., Sampath, V. S., Vahid, A., & Raj, J. Development and validation of stability indicating spectroscopic method for content analysis of ceftriaxone sodium in pharmaceuticals. *International Scholarly Research Notices*, Vol. 2014, Article ID 278173, 5 pages(2014).
- [24] M. J. M. H. & Marwa S. Falih Cloud Point Extraction Spectrophotometric Method for Determination of Three Types of Cephalosporin via Diazotization Reactions with Different Reagents. *Br. J. Anal. Chem.*, 4 (16), pp 24-36( 2017).
- [25] Rageh, A. H., El-Shaboury, S. R., Saleh, G. A., & Mohamed, F. A. Spectrophotometric method for determination of certain cephalosporins using 4-chloro-7-nitrobenzo-2-oxa-1, 3-diazole (NBD-Cl). *Scientific Research* 2(08), 828(2010).
- [26] Shah, J., Jan, M. R., & Shah, S. Development and validation of a spectrofluorimetric method for the quantification of ceftriaxone in pharmaceutical formulations and plasma. *Luminescence* 28(4), 516-522(2013).
- [27] Aprile, S., Canavesi, R., Bianchi, M., Grosa, G., & Del Grosso, E. Development and validation of a stability-indicating HPLC-UV method for the determination of Thiocolchicoside and its degradation products. *J Pharm Biomed Anal*, 132, 66-71(2017). doi:10.1016/j.jpba.2016.09.037
- [28] El-Yazbi, F. A., Amin, O. A., El-Kimary, E. I., Khamis, E. F., Younis, S. E. Simultaneous determination of methocarbamol and aspirin in presence of their pharmacopeial-related substances in combined tablets using novel HPLC-DAD method. *Drug Development and Industrial Pharmacy* 45(2), 265-272(2019).
- [29] Gedawy, A., Al-Salami, H., Dass, C. Development and validation of a new analytical HPLC method for simultaneous determination of the antidiabetic drugs, metformin and gliclazide. *Journal of Food and Drug Analysis* 27(1), 315-322(2019).
- [30] Li, W., Chen, N., Zhu, Y., Shou, D., Zhi, M., & Zeng, X. A nanocomposite consisting of an amorphous seed and a molecularly imprinted covalent organic framework shell for extraction and HPLC determination of nonsteroidal anti-inflammatory drugs. *Microchimica Acta* 186(2), 76(2019). Doi:10.1007/s00604-018-3187-6.
- [31] Moudgil, P., Bedi, J. S., Aulakh, R. S., Gill, J. P. S., & Kumar, A.. Validation of HPLC Multi-residue Method for Determination of Fluoroquinolones, Tetracycline, Sulphonamides and Chloramphenicol Residues in Bovine Milk. *Food Analytical Methods* 12(2), 338-346(2019).
- [32] Dahshan, H. E., Helal, M. A., Mostafa, S. M., Elgawish, M. S. Development and validation of an HPLC-UV method for simultaneous determination of sildenafil and tramadol in biological fluids: Application to drug-drug interaction study. *Journal of Pharmaceutical and Biomedical Analysis* 168, 201-208(2019).
- [33] Mirzajani, R., Kardani, F., & Ramezani, Z. Preparation and characterization of magnetic metal-organic framework nanocomposite as solid-phase microextraction fibers coupled with high-performance liquid chromatography for determination of non-steroidal anti-inflammatory drugs in biological fluids and tablet formulation samples. *Microchemical Journal* 144, 270-284(2019).
- [34] Safari, M., Shamsipur, M., Zohrabi, P., Ebrahimpzadeh, H. Solid-phase extraction combined with dispersive liquid-liquid microextraction/HPLC-UV as a sensitive and efficient method for extraction, pre-concentration and simultaneous determination of antiretroviral drugs nevirapine, efavirenz and nelfinavir in pharmaceutical formulations and biological samples. *Journal of Pharmaceutical and Biomedical Analysis* 166, 95-104(2019).
- [35] MOHAN, Chandra. Buffers. A guide for the preparation and use of buffers in biological systems, 2003, 20-21
- [36] TOXNET Databases. <https://toxnet.nlm.nih.gov/cgi-bin/sis/search2/f?./temp/~rkS365:3> (2019, April 22).
- [37] Zhu, C., Goodall, D. M., & Wren, S. A. J. L. G. N. A. Elevated temperature HPLC: Principles and applications to small molecules and biomolecules. 23(1), 54-72(2005).
- [38] Pirsaeheb, M., Hosseini, H., Mohamadi Sorkali, H., Fattahi, N., & Noori, N. preconcentration and determination of amoxicillin and ceftriaxone in hospital sewage using vortex-assisted liquid-phase microextraction based on the solidification of the deep eutectic solvent followed by HPLC-UV. *International Journal of Environmental Analysis Chemistry* 99(2), 112-123(2019).
- [39] Shrestha, B., Bhuyan, N. R., & Sinha, B. N. Development and validation of a stability indicating HPLC method for estimation of ceftriaxone in sterile powder for injection without using ion pairing reagent. *International Journal of Pharmacy and Pharmaceutical Sciences* 5(3), 948-952(2013).
- [40] Sun, H., Wang, H., & Ge, X. Simultaneous determination of the combined drugs of ceftriaxone sodium, metronidazole and levofloxacin in human urine by high performance liquid chromatography. *Journal of Clinical Laboratory Analysis* 26(6), 486-492(2012).
- [41] Sultana, N., Arayne, M. S., & Shahzad, W. Simultaneous Determination of Ceftriaxone Sodium and Non-Steroidal AntiInflammatory Drugs in Pharmaceutical Formulations and Human Serum by RP-HPLC. *Journal Chinese Chemical Society Taipei* 57(6), 1278-1285(2010).