



Heterocyclization and Biological Evaluation of Malonic Hydrazone; Novel Synthesis of Some Azoles and Azines

Mohamed Abd Elazim¹, Mohamed Assy¹, Maha Elmesalmy¹, Yasser Selim^{2,*}

¹Chemistry Department, Faculty of Science, Zagazig University, ET-44519, Zagazig., Egypt

²Faculty of Specific Education, Zagazig University, ET-44519, Zagazig, Egypt



CrossMark

Abstract

Cyclocondensation of malonic hyrazone with two equimolar of dibenzal acetophenone **2** resulted in cyclohexane pyrazole **4** presumably via the non-isolable aza Michel product **3** followed by losing H₂O. Three equivalent amount of benzoyl isothiocyanate and malonohydrazone undergo Michel addition providing polythiourea derivative **6**. The hydrazone type **7** cyclocondensed with two mole of CS₂ to furnish pyridazine derivative **9**. Nitrosation of target **7** resulted in hydrazone of type **11** that cyclized to oxadiazine **12**. Compound **7** undergo Michel addition to hetero-allene followed by cyclization yielding pyrimidine **15**.

Keywords Malonic hydrazone; azines; azoles; condensed system; polythiourea.

1. Introduction

One of the most important methods used in the field of drug development is the synthesis of heterocyclic compounds. One of the most significant heterocyclic moieties found is pyrimidine. It is a crucial component of DNA and RNA and is therefore widely transmitted in living things [1]. The antitumor [2], anti-inflammatory [3,4], analgesic, antiviral, anti-HIV [5,6], antineoplastic [7], antitubercular [8,9], and diuretic [10] properties of pyrimidine derivatives have all been documented. Oxadiazine derivatives have wide range of biological and pharmacological properties, such as their antibacterial, anticancer, antifungal, and antiulcer effects [11-14].

A five-membered aromatic ring made up of three carbon atoms and two nearby nitrogen atoms is present in pyrazole molecules. Despite the rarity of a pyrazole core in natural molecules, synthetic pyrazole derivatives are widely used in many different industries. Applications include medicines and agrochemicals [15]. Due to their biological and pharmacological activities as potential HIV-1 inhibitors [16], pesticides [17], fungicides [18], antihypertensive agents [19], and anticancer activity [20], several pyrazole derivatives have drawn a lot of attention. They are also significant and practical starting materials for the synthesis of other fused heterocyclic systems.

2 EXPERIMENTAL

All melting points are uncorrected and were measured using an electro-thermal La 9100 apparatus. IR spectra (KBr, cm⁻¹) were measured on a Nexus 670 FTIR

Nicolet, Fourier transform spectrometer. The ¹H- and ¹³C-NMR spectroscopy were determined with a JEOL-JNM-LA 400, 75 MHz spectrometer using DMSO-d₆ as solvent. The chemical shift δ are expressed on the (ppm) scale using tetramethylsilane as the standard reference. Elemental analysis determined on a PerkinElmer 240 (Microanalysis), Microanalysis center, Cairo University, Cairo, Egypt. (E. Merck). **1,3-bis((E)-7-benzylidene-3-phenyl-2,3,4,5,6,7-hexahydro-1H-indazol-1-yl)-propane-1,3-dione (4)**.

A mixture of malonohydrazone (1.3 g, 0.01 mol), dibenzalacetophenone (6.9 g, 0.02 mol) and triethylamine (2 ml) was refluxed for 5h, then the reaction mixture was cooled down, and poured into ice water with acetic acid (2 ml), the formed solid was separated and recrystallized from hot ethanol. Yield 3.12 g (68%), yellowish brown powder, m.p. 100 °C. IR spectrum, ν, cm⁻¹: 3367 (NH), 1666 (C=O). ¹H-NMR, δ, ppm: 1.37-1.38 (m, 4H, 2CH₂), 2.64-2.67 (m, 8H, 4CH₂), 3.21 (s, 2H, 2 CH-Ph), 7.02-7.66 (m, 22H, Ar-H), 8.47 (s, 2H, 2NH). Elemental analysis for C₄₃H₄₀N₄O₂ (644.32); Found %: C 80.3; H 6.28; N 8.66, Calculated %: C 80.1; H 6.25; N 8.69.

N,N'-(2,2'-(2-benzoylcarbamothioyl)malonyl)bis(hydrazinecarboonthioyl) dibenzamide (6).

A mixture of malonohydrazone (1.3 g; 0.01 mol), dissolved in small amount of di-methylformamide, benzoyl isothiocyanate (3.26 ml, 0.02 mol), was refluxed for 3 h, then the reaction was cooled down,

*Corresponding author e-mail: dr.maha198907@gmail.com. (Maha Ahmed Elmesalmy)

Receive Date: 28 June 2022, Revise Date: 03 July 2022, Accept Date: 11 July 2022

DOI: 10.21608/EJCHEM.2022.147813.6399

©2023 National Information and Documentation Center (NIDOC)

poured into crushed ice, and the solid filtered off, dried and recrystallized from hot ethanol. Yield 2.3 g (65%), Beige powder, m.p. 250 °C. IR spectrum, ν , cm^{-1} : 3205 (NH), 1670 (C=O), 1288 (C=S). $^1\text{H-NMR}$, δ , ppm: 3.16 (s, H, CH), 7.43-7.93 (m, 15H, Ar-H), 10.51 (s, 4H, 4NH). Elemental analysis for $\text{C}_{27}\text{H}_{23}\text{N}_7\text{O}_5\text{S}_3$ (621.09); Found %: C 52.11; H 3.9; N 22.54, Calculated %: C 52.16; H 3.73; N 22.51.

1,3-bis(3-phenyl-5-thioxo-5,6-dihydropyridazin-1(4H)-yl)propane-1,3-di-one(9)

A mixture of (N¹E)-N¹,N³-bis(1-phenylethylidene)malonohydrazide (3.36 g, 0.01 mol), dissolve in DMF and carbon disulphide (1.2 mL, 0.02 mol) and potassium hydroxide (1.12 g, 0.02 mol) was refluxed for 4 h then it was cooled down. The resulting solid was filtered off and recrystallized from hot ethanol and dimethylformamide. Yield 2.45 gm (75%), yellow powder, mp 215 °C. IR spectrum, ν , cm^{-1} : 1604 (C=O), 1566 (C=N), 1284 (C=S). $^1\text{H-NMR}$, δ , ppm: 2.28 (s, 4H, 2CH₂), 2.51 (s, 4H, 2CH₂), 3.34 (s, 2H, COCH₂CO), 7.46-7.94 (m, 10H, Ar-H). Elemental analysis for $\text{C}_{21}\text{H}_{20}\text{N}_4\text{O}_2\text{S}_4$ (448.10); Found %: C 51.65; H 4.15; N 11.44., Calculated %: C 51.64; H 4.16; N 11.44.

1,3-bis(4-phenyl-2H-1,2,3-oxadiazin-2-yl)propane-1,3-dione (12).

A mixture of (N¹E)-N¹,N³-bis(1-phenylethylidene)malonohydrazide (3.36 g, 0.01 mol) dissolve in DMF and 5 ml of acetic acid and heated the mixture after that put it into ice, sodium nitrite (1.4 g, 0.02 mol) put into small amount of water and ice, then put into hydrazone, stirring continued for 1 h to give the precipitate of product 12 which is filtered off and recrystallized from hot ethanol and dimethylformamide. Yield 3.8 g (69%), yellow powder, m.p. 220 °C. IR spectrum, ν , cm^{-1} : 3190 (NH), 1685 (C=O), 1604 (C=N). $^1\text{H-NMR}$, δ , ppm: 2.50 (s, 2H, CH₂), 7.28-7.93 (m, 14, Ar-H's, 4 CH=). Elemental analysis for $\text{C}_{21}\text{H}_{16}\text{N}_4\text{O}_4$ (388.12); Found %: C 64.91; H 4.18; N 14.45, Calculated %: C 64.94; H 4.15; N 14.43.

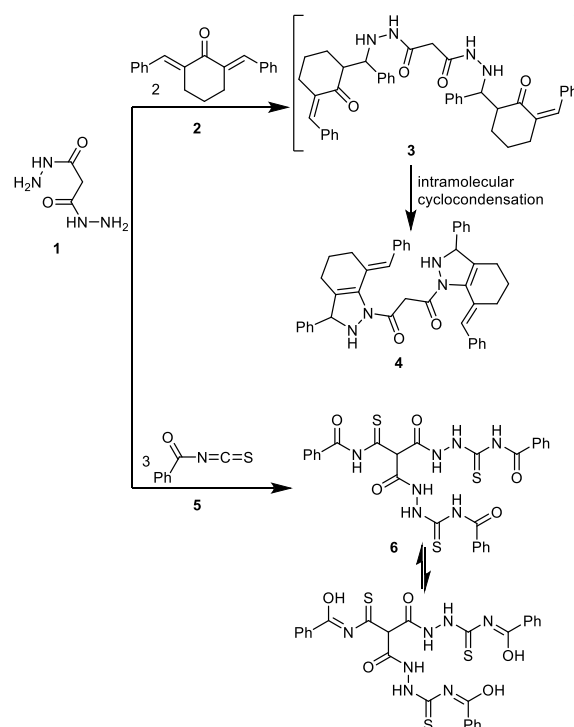
2,2'-methylenebis(6-phenylpyrimidine-4(5H)-thione) (15).

A mixture of (N¹E)-N¹,N³-bis(1-phenylethylidene)malonohydrazide (3.36 g, 0.01 mol) dissolve in DMF, benzoyl isothiocyanate (3.26 ml, 0.02 mol), was refluxed for 3 h, then the reaction was cooled down, poured into crushed ice, and the solid filtered off, dried and recrystallized from hot ethanol. Yield 3.9 g (71%), Beige powder, m.p. 119 °C. IR spectrum, ν , cm^{-1} : 1604 (C=N), 1284 (C=S). $^1\text{H-NMR}$, δ , ppm: 2.28 (s, 2H, CH₂), 2.51 (s, 2H, CH₂), 7.46-7.93 (m, 10H, Ar-H). Elemental analysis for $\text{C}_{21}\text{H}_{16}\text{N}_4\text{S}_2$ (388.08); Found %: C 64.95; H 4.18; N 14.45, Calculated %: C 64.92; H 4.15; N 14.42.

3 RESULTS AND DISCUSSION

Malonohydrazide bears polynucleophilic and electrophilic centers for further functionalities and

heterocyclization producing polyheterocyclic systems. Thus upon cyclocondensation of malonohydrazide (1) and dibenzylidene cyclohexanone (2); which was obtained from the reaction of cyclohexanone with two equivalent of benzaldehyde in presence of sodium hydroxide, resulted in pyrazole cyclization producing polyheterocyclic compound 4 via the formation of non-isolable aza Michael adduct 3 followed by intramolecular cyclo-dehydration via the attack of nucleophilic nitrogen to electrophilic carbonyl carbon (Scheme 1). The target 6 (keto-enol form) leads to stretching frequencies at 3205 and 1670 cm^{-1} for NH and CO respectively. The sharp signal was observed at 10.51 ppm for NH protons.



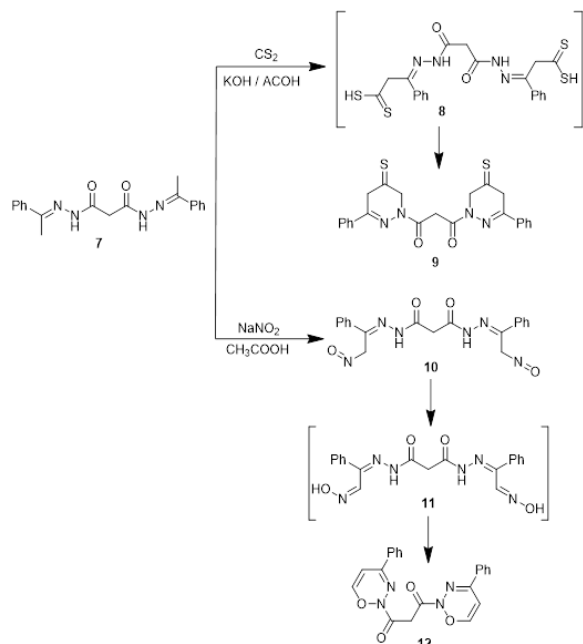
Scheme 1: Synthesis of condensed pyrazole and thiourea derivative

The hydrazone of type 7^[21] added its enamic carbon to electrophilic carbon of carbon di sulphide in presence of KOH producing thiadiazine 9 via formation of 8 that undergo oxidative cyclization (Scheme 2). Compound 9 showed peaks at 1604, 1566 and 1284 cm^{-1} for CO, C=N and C=S respectively. The CH₂ signals were observed at 2.28, 2.51 ppm, and multiplet signal at 7.46-7.94 ppm for aromatic protons.

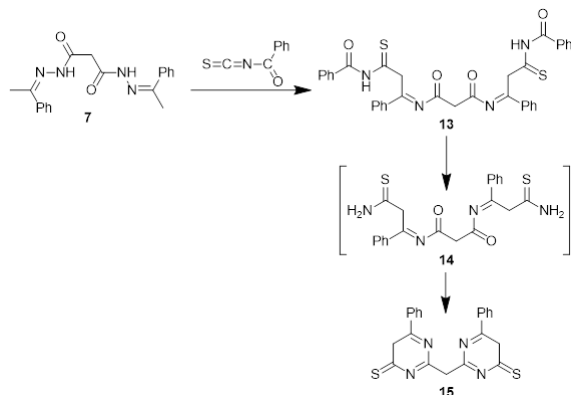
Nitroization of hydrazone 7 resulted in oxadiazine presumably via nitroso derivative followed by 1,3 H shift and subsequent dehydrogenation affording oxadiazine derivative 12. IR spectra produced carbonyl absorption at 1686 cm^{-1} . CH₂ signal was observed at 2.28 ppm.

Theoretical amount of malonic hydrazide was added to benzoyl isothiocyanate to furnish pyrimidinethione derivative. The reaction may be started via formation

of 1,4 adduct **13** followed by hydrolysis and subsequent cyclohydration. The reaction product **15** was potentiated by the absence of C=O and the presence peak at 12.84 for C=S also ¹H-NMR showed the presence aromatic protons.



Scheme 2: Design of pyridazine and oxadiazine derivative



Scheme 3: Synthesis of pyrimidine derivative

REFERENCES

- [1] K.M. Ghoneim, F. El-Telbany, K. Youssef, "Synthesis and Evaluation of Some 2-,4-, and 2,4-Substituted 6-Methylpyrimidine Derivatives for Antimicrobial Activity" *ChemInformatics* 18 no. 49 (1987): 1
- [2] O.M. Ahmed, M.A. Mohamed, R.R. Ahmed, S.A. Ahmed, "Synthesis and anti-tumor activities of some new pyridines and pyrazolo[1,5-*a*]pyrimidines" *Eur. J. Med. Chem.*, 44, no. 9 (2009): 3519.
- [3] K.M. Amin, M.M. Hanna, H.E. Abo-Youssef, R.F. George, "Synthesis, analgesic and anti-inflammatory activities evaluation of some bi-, tri- and tetracyclic condensed pyrimidines" *Eur. J. Med. Chem.*, 44, no. 11 (2009): 4572.
- [4] H.M. Ashour, O.G. Shaaban, O.H. Rizk, I.M. El-Ashmawy, "Synthesis and biological evaluation of thieno [2',3':4,5]pyrimido[1,2-*b*][1,2,4]triazines and thieno[2,3-*d*][1,2,4]triazolo[1,5-*a*]pyrimidines as anti-inflammatory and analgesic agents" *Eur. J. Med. Chem.*, 62, (2013): 341.
- [5] Y. Kubota, Y. Kaneda, K. Haraguchi, M. Mizuno, H. Abe, S. Shuto, T. Hamasaki, M. Baba, H. Tanaka, "Synthesis of novel 4'-*C*-methyl-1',3'-dioxolane pyrimidine nucleosides and evaluation of its anti-HIV-1 activity" *Tetrahedron* 69 no. 51 (2013): 10884
- [6] S. Okazaki, T. Mizuhara, K. Shimura, H. Murayama, H. Ohno, S. Oishi, M. Matsuoka, N. Fujii, "Identification of anti-HIV agents with a novel benzo[4,5]isothiazolo[2,3-*a*]pyrimidine scaffold" *Bioorganic Med. Chem.*, 23, no. 7 (2015): 1447.
- [7] A. Antonelli, G. Bocci, C. La Motta, S.M. Ferrari, P. Fallahi, A. Corrado, A. Fioravanti, S. Sartini, P. Orlandi, S. Piaggi, A. Corti, G. Materazzi, D. Galleri, S. Ulisse, G. Fontanini, R. Danesi, F. Da Settimo, P. Miccoli, "CLM29, a multi-target pyrazolopyrimidine derivative, has anti-neoplastic activity in medullary thyroid cancer *in vitro* and *in vivo*" *Mol. Cell. Endocrinol.*, 393, no. 1 (2014): 56.
- [8] J.D. Bhatt, C.J. Chudasama, K.D. Patel, "Pyrazole clubbed triazolo[1,5-*a*]pyrimidine hybrids as an anti-tubercular agents: Synthesis, *in vitro* screening and molecular docking study" *Bioorganic Med. Chem.*, 23, no. 24 (2015): 7711.
- [9] E.S. Zuniga, A. Korkegian, S. Mullen, E.J. Hembre, P.L. Ornstein, G. Cortez, K. Biswas, N. Kumar, J. Cramer, T. Masquelin, P.A. Hipskind, J. Odingo, T. Parish, "The synthesis and evaluation of triazolopyrimidines as anti-tubercular agents" *Bioorganic Med. Chem.*, 25, no. 15 (2017): 3922.
- [10] I.V. Ukrainets, I.A. Tugaibei, N.L. Bereznyakova, V.N. Kravchenko, A.V. Turov, "4-Hydroxy-2-quinolones 144. Alkyl-, arylalkyl-, and arylamides of 2-hydroxy-4-oxo-4H-pyrido[1,2-*a*]pyrimidine-3-carboxylic acid and their diuretic properties" *Chem. Heterocycl. Comp.*, 44, no. 5 (2008): 565.
- [11] El-Ziaty, A.K.; Shiba, S.A. "Antibacterial activities of new (*E*)-2-Cyano-3-(3',4'-dimethoxyphenyl)-2-propenoylamide derivatives" *Synth. Commun.*, 37, (2007): 4043-4057. <http://dx.doi.org/10.1080/00397910701575491>
- [12] Patel, H. S.; Patel, K. B. "Synthesis and biological activity of 3-[4H-(1,2,4)-triazolyl]-2,6-diaryl-1,3,5-oxadiazine-4-thione" *Phosphorus Sulfur Silicon Relat. Elem.*, 184 (2009): 2443-2452. <http://dx.doi.org/10.1080/10426500802487789>
- [13] Rambabu, N.; Viral, B.M.; Kirti, J.G. "Synthesis and characterization of *N*-(4-(4-

- chlorophenyl)-6-(3,4-dimethylphenyl)pyrimidin-2-yl)-4-(2,6-diph-enyl-4-thioxo-2H-1,3,5-oxadiazin-3(4H)-yl)benzenesulfonamide” *Pharma Chem.*, 4, (2012): 511-516.
- [14] Zadorozhnyi, P.V.; Pokotylo, I.O.; Kiselev, V.V.; Kharchenko, A.V.; Okhtina, O.V., “Silico Analysis of 6-(4-Chlorophenyl)-N-Aryl-4-(Trichloromethyl)-4H-1,3,5-Oxadiazin-2-Amines as Potential Antagonists of VEGFR-1” *Indo Amer. J. Pharm. Sci.*, 6, no. 2 (2019): 4196-4200.
- [15] Giornal, F.; Pazenok, S.; Rodefeld, L.; Lui, N.; Vors, J.P.; Leroux, F.R., “Synthesis of diversely fluorinated pyrazoles as novel active agrochemical ingredients” *J. Fluorine Chem.*, 152 (2013): 2–11. [[CrossRef](#)]
- [16] A. M. Kamal El-Dean, A. M. Elkhawaga, S. M. Radwan, and M. M. Ahmed, “Synthesis of some pyridothienopyrazolopyrimidopyrimidine and mercaptomethylpyrazolopyrimidine derivatives” *Phosphorus, Sulfur and Silicon and the Related Elements* 184, no. 8 (2009): 2034-2048.
- [17] M. Ge, E. Cline, and L. Yang, “A general method for the preparation of 3-acyl-4-cyano-5-amino-pyrazoles” *Tetrahedron Letters* 47, no. 32 (2006): 5797–5799.
- [18] H. A. El-Sherief, A. M. Mahmoud, and A. A. Ismaiel, “Studies on the synthesis and cyclization reactions of 2-(5-amino-3-arylpyrazol-1-yl)-3-methylquinoxalines,” *Journal of Chemical Research S*, no. 9 (1997): 322-323.
- [19] A. A. Aly, “Synthesis of polyfunctionally substituted pyrazolonaphthyridine, pentaazaphthalene, and heptaazaphenanthrene derivatives” *Phosphorus, Sulfur and Silicon and the Related Elements* 181, no. 10 (2006): 2395-2409.
- [20] A. E. Rashad, M. I. Hegab, R. E. Abdel-Megeid, N. Fathalla, and F. M. E. Abdel-Megeid, “Synthesis and anti-HSV-1 evaluation of some pyrazoles and fused pyrazolopyrimidines” [European Journal of Medicinal Chemistry](#) 44, no. 8 (2009): 3285-3292.
- [21] B. Singh, Rachana Srivastava, K. K. Narang, “Synthesis and spectral studies of zinc chloride complexes with some acetophenone and 4-hydroxy-acetophenone acylhydrazones” *SYNTH. REACT. INORG. MET.-ORG. CHEM.*, 30, no. 7 (2000): 1175-1192.