



## Facile synthesis of functional heterocycles utilizing activated Benzylideneacetones

Hoda Sabry Othman<sup>a</sup>, Khlood S. Abdel Zaher<sup>a</sup>, Marwa M. Fouad<sup>b</sup>, Galal A.M. Nawwar<sup>a\*</sup>

<sup>a</sup>Green Chemistry Department, National Research Centre, Giza, Egypt.

<sup>b</sup>Basic Science Department, Modern Academy for Engineering & Technology, Cairo, Egypt.



CrossMark

### Abstract

The utility of cinnamoylacetonitrile and chloroacetyl cinnamates, as activated benzylideneacetones, in facile synthesis of difficultly accessible functional pyridines, furans and pyrans is presented here. Biomass-derived chemicals as furfural, gallic, benzoic, cinnamates, and acetone derivatives were used. The structures of all new synthesized compounds were confirmed on the basis of spectral analysis, IR, <sup>1</sup>H NMR, <sup>13</sup>C NMR, and MS spectroscopy.

**Keywords:** Benzylideneacetone, Biomass-derived chemicals, Ylide, Heterocycles.

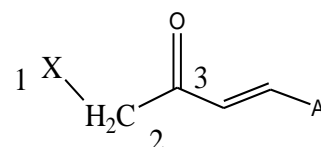
### 1. Introduction

Biomass is the most dominant renewable source for chemical feedstocks. Valuation of biomass derived chemicals is a recent strategy worldwide to replace the use of petrochemicals. The climate change associated problems aggravated the need for such approach taken sustainability and environmental aspects into consideration. Finding such natural feedstocks will give the way for the production of various green active compounds. Benzylideneacetones represent an important class of propenones [1-4] which considered as good precursors for the synthesis of new compounds with wide spectrum biological activities. The chemically active functional groups in benzylideneacetone encourages scientists to its utilization in synthesis of new and difficultly accessible compounds.

Recently, Herrera's group succeeded to synthesize new derivatives of warfarin, one of the mostly used anticoagulants, from the reaction of benzylideneacetones and coumarins *via* Michael addition reaction [5]. In addition, Hua Yang *et al.* published the preparation of novel functionalized spirooxindoles in good to excellent chemical yields with good regioselectivities from 1,3-dipolar cycloaddition of isatins, benzylamine and benzylideneacetones [6]. Using sulfonamide organocatalyst, Miura's team reported the conjugate addition of dibenzylmalonate to different benzylideneacetone derivatives, affording the corresponding malonic acid alkyl ester derivatives in

high yields with excellent enantioselectivities [7]. Regarding its biological activity, investigation of benzylideneacetone effect on the activity of mushroom tyrosinase revealed that benzylideneacetone could act as potent antityrosinase agent [8].

For further functionalization, activation of the methyl group in benzylideneacetone *via* substituting with additional functional groups in its specific structure arrangement (Fig 1) enhances its synthetic versatility in heterocyclic synthesis as it has both nucleophilic and electrophilic sites. Also, it could act in pairs as a bidentate reagent affording several probabilities, the predominance of which depends on the reaction conditions and the other reactants. Moreover, versatility of these activated benzylideneacetones could be extended to form condensed heterocycles *via* the involvement of more than two centers in the reaction course.



**Fig.1:** activated benzylideneacetones, X; electron-withdrawing group

In continuation to our pervious program directed to simple synthesis of small heterocycles with

\*Corresponding author e-mail: [gnawwar@yahoo.com](mailto:gnawwar@yahoo.com); (Galal A. M. Nawwar).

Receive Date: 24 January 2023, Revise Date: 09 April 2023, Accept Date: 30 April 2023

DOI: 10.21608/EJCHEM.2023.189232.7501

©2023 National Information and Documentation Center (NIDOC)

anticipated biological activity [9-16], our current study concerns with benzylideneacetones as productive starting synthons, using biomass derived chemicals whenever possible.

## 2. Experimental:

### General procedure for synthesis of 2-aryl-3-oxo-5-phenylpent-4-enenitrile (3a,b):

A solution of cinnamoacetonitrile (**1**) (1.7g; 0.01 mol) in 30 mL of dry benzene was stirred with sodium hydride (0.24g; 0.01 mol) at room temperature for 15 min. Each acid chloride, namely Furan-2-carbonyl chloride and 3,4,5-trimethoxy-benzoylchloride, (0.01 mol) was added to the stirred solution dropwise over a period of 15 min, followed by further stirring for 6hr and solvent evaporation. The residual oil was washed with 4N HCl and triturated with methanol to give the solid product, which filtered off and crystallized to afford compounds (**3**).

### 2-(furan-2-carbonyl)-3-oxo-5-phenylpent-4-enenitrile (3a):

Yellow crystals (THF); yield 65%; m.p 187-189°C.

IR (KBr,cm<sup>-1</sup>)  $\nu$ : 1685, 1640 (2 CO), 2200 (CN). <sup>1</sup>HNMR (500MHz,  $\delta$ ppm, DMSO-*d*<sub>6</sub>): 5.32 (s, 1H, methine H), 5.6 (m, 2H, furan H-3 and H-4), 6.92 (d, J<sub>HH</sub>= 15 Hz, 1H, olefinic H), 7.2-7.9 (m, 6H, Ph and furan H-5), 8.10 (d, J<sub>HH</sub>= 15Hz, 1H, olefinic H). Anal.Calcd. for C<sub>16</sub>H<sub>11</sub>NO<sub>3</sub> (265.3); C,72.44; H,4.18; N,5.28%; Found: C,72.28; H, 4.00; N 4.97%.

### 3-oxo-5-phenyl-2-(3,4,5-trimethoxybenzoyl)pent-4-enenitrile (3b):

Yellow crystals (Ethanol); yield 70%; m.p 191-193°C.

IR (KBr,cm<sup>-1</sup>)  $\nu$ :, 1687, 1642 (2 CO), 2200 (CN). <sup>1</sup>HNMR (500MHz,  $\delta$ ppm, DMSO-*d*<sub>6</sub>): 3.80-4.00 (9H, 3OCH<sub>3</sub>), 6.60 (d, J<sub>HH</sub>= 15 Hz, 1H, olefinic H), 7.2-8.10 (m, 7H, Ph and gallate), 7.00 (d, J<sub>HH</sub>= 15Hz, 1H, olefinic H), 12.70 (exchangeable 1H, OH, enol ). m/z: 212(100%), 197(64%), 169(15%). Anal.Calcd. for C<sub>21</sub>H<sub>19</sub>NO<sub>5</sub> (365); C,69.03; H,5.24; N,3.83%; Found: C,68.99; H,5.01; N 3.61%.

### General procedure for synthesis of 4-oxo-2-aryl-6-phenyl-4H-pyran-3-carbonitrile (4a,b):

The acyl derivatives (**3a,b**) were boiled each under reflux in 30 mL of acetic acid in the presence of 1mL trifluoroacetic acid for 5hr, followed by concentration of the reaction mixture, and then cooling. The formed precipitate, for each, was filtered off and crystallized to give (**4a,b**).

### 2-(furan-2-yl)-4-oxo-6-phenyl-4H-pyran-3-carbonitrile (4a):

Brown crystals (Ethanol); yield 70%; m.p 161-163°C.

IR (KBr,cm<sup>-1</sup>)  $\nu$ : 1625 (CO), 2220 (CN). <sup>1</sup>HNMR (500MHz,  $\delta$ ppm, DMSO-*d*<sub>6</sub>): 6.2 (2H, furan H-3 and H-4), 7.2-7.9 (m, 7H, Ph, furan H-5 and Pyrone H-5).

Anal.Calcd. for C<sub>16</sub>H<sub>9</sub>NO<sub>3</sub> (263.2); C,72.99; H,3.44; N,5.32%; Found: C, 72.73; H, 3.25; N 5.01%.

### 4-oxo-6-phenyl-2-(3,4,5-trimethoxyphenyl)-4H-pyran-3-carbonitrile (4b):

Yellow crystals (Ethanol); yield 75%; m.p 181-183°C.

IR (KBr,cm<sup>-1</sup>)  $\nu$ : 1628 (CO), 2220 (CN). <sup>1</sup>HNMR (500MHz,  $\delta$ ppm, DMSO-*d*<sub>6</sub>): 3.80-4.00 (9H, 3OCH<sub>3</sub>), 6.60 (s, 1H, Pyrone H-5), 7.4-8.10 (m, 7H, Ph and gallate). m/z: 197(64%), 169(20%). <sup>13</sup>CNMR (125 MHz,  $\delta$ ppm, CDCl<sub>3</sub>): 56.3 (3C, 3OCH<sub>3</sub>), 103 (pyrone C-5), 105.1(gallate C-2,C-6), 112 (pyrone C-3), 113(CN),126.6 (C<sub>6</sub>H<sub>5</sub> C- 2, C-6), 127.7 (C<sub>6</sub>H<sub>5</sub> C-4), 129 (gallate C-1), 129.3 (C<sub>6</sub>H<sub>5</sub> C-3,C-5), 132.2(pyrone C-5), 132.4 (gallate C-4), 139.2(C<sub>6</sub>H<sub>5</sub> C-1), 148.5 (gallate C-3,C-5), 168.9 (pyrone C-6), 178.0 (1C, CO), 180.0 (pyrone C-2). Anal.Calcd. for C<sub>21</sub>H<sub>17</sub>NO<sub>5</sub> (363); C,69.41; H,4.72; N,3.85%; Found: C, 69.20; H,4.51;N 3.62%.

### Synthesis of 2-cinnamoyl-3-oxohex-4-enenitrile (6):

To a solution of 0.01 mole of cinnamoylacetonitrile (**1**) in dry tetrahydrofuran (20mL) in the presence of triethylamine (0.01 mol.), crotonyl chloride (0.01 mole in 15 mL dry tetrahydrofuran) was dropped over a period of 30min. Stirring was kept for further 2hr, and the reaction mixture was filtered off. The solid obtained washed with water and crystallized.

Yellow crystals (Cyclohexane); yield 55%; m.p 147-149°C.

IR (KBr,cm<sup>-1</sup>)  $\nu$ : 2200 (CN), 1680, 1665 (2CO). <sup>1</sup>HNMR (500MHz,  $\delta$ ppm, DMSO-*d*<sub>6</sub>): 2.0 (dd, J<sub>gem</sub>=7Hz, J<sub>vic</sub>=2Hz, CH<sub>3</sub>), 6.2 (s, 1H, CHCN), 6.80-7.50 (m, 9H, olefinic and Ph). Anal.Calcd. for C<sub>15</sub>H<sub>13</sub>NO<sub>2</sub> (239); C,75.29; H,5.47; N,5.85%; Found: C,75.0; H, 5.20; N 5.40%.

### Synthesis of 5-cinnamoyl-6-methoxy-2-methyl-2,3-dihydropyridin-4(1H)-one (7):

A stream of HCl gas was passed through a methanolic solution of (**6**) (0.01 mol. in 25 mL) for 30 min, followed by stirring the mixture for 96 hr at room temperature. The reaction mixture was then neutralized by potassium hydrogen carbonate, and the precipitated solid was filtered off, washed with water and crystallized.

White crystals (Methanol); yield 45%; m.p 164-166°C.

IR (KBr,cm<sup>-1</sup>)  $\nu$ : 3400(OH), 3000-2800 (NH and ring stretching), 1690 (CO). <sup>1</sup>HNMR(500MHz,  $\delta$ ppm, DMSO-*d*<sub>6</sub>): 1.2 (d, J=8Hz, 3H,CH<sub>3</sub>), 3.0-3.2 (m, 2H, dihydropyridine H-3), 4.1 (s, 3H, OCH<sub>3</sub>), 5.2 (m, 1H, dihydropyridine H-2), 6.80 (d, J= 16 Hz, 1H, olefinic H), 7.0-7.5 (m, 7H,Ph, NH, OH), 7.9 (d, J= 16 Hz, 1H, olefinic H). <sup>13</sup>CNMR (125 MHz,  $\delta$ ppm, CDCl<sub>3</sub>): 21.9 (CH<sub>3</sub>), 37.2 (pyridinone C-6), 48.3 (1C, OCH<sub>3</sub>), 49.4(pyridinone C-5), 88.0 (pyridinone C-3), 126.2 (C<sub>6</sub>H<sub>5</sub> C-2,C-6), 127.7 (C<sub>6</sub>H<sub>5</sub> C-4), 128.2 (C<sub>6</sub>H<sub>5</sub> C-3,C-5), 129.6 (olefinic C<sub>a</sub>), 132(C<sub>6</sub>H<sub>5</sub> C-1), 149 (olefinic

C<sub>6</sub>), 187 (cinnamoyl C=O), 192 (pyridinone C-2), 197 (pyridinone C=O). Anal. Calcd. for C<sub>16</sub>H<sub>17</sub>NO<sub>3</sub> (271.3); C, 70.82; H, 6.32; N, 5.16%; Found: C, 70.50; H, 6.00; N 4.90%.

**Synthesis of 6-methoxy-2-phenyl-2,3-dihydropyridin-4(1H)-one (8):**

A stream of HCl gas was passed through a methanolic solution of (1) (0.01 mole in 25 mL) for 30min and the solution was then refluxed for 96hr. After cooling, the formed precipitate was collected, washed with potassium hydrogen carbonate solution, then water and finally crystallized.

Yellow crystals (Methanol); yield 45%; m.p 207-209°C

IR (KBr, cm<sup>-1</sup>)  $\nu$ : 3000-2800 (NH), 1685 (CO). <sup>1</sup>HNMR(500MHz,  $\delta$ ppm, DMSO-*d*<sub>6</sub>): 3.31-3.3(m, 2H, hydroxy CH<sub>2</sub>), 4.0 (s, 3H, OCH<sub>3</sub>), 5.5-5.6 (m, 1H, hydroxy H-2), 6.8 (s, 1H, hydroxy H-5), 7.5-7.6 (m, 5H, C<sub>6</sub>H<sub>5</sub>). <sup>13</sup>CNMR (125MHz,  $\delta$ ppm, CDCl<sub>3</sub>): 47.3(pyridinone C-5), 48.8 (OCH<sub>3</sub>), 52.1 (pyridinone C-6), 126.3 (C<sub>6</sub>H<sub>5</sub> C-4), 128.1 (C<sub>6</sub>H<sub>5</sub> C-3, C-5), 129.1 (C<sub>6</sub>H<sub>5</sub> C-2, C-6), 136.2 (pyridinone C-3), 142.4(C<sub>6</sub>H<sub>5</sub> C-1), 165.2 (pyridinone C-2), 201.1(pyridinone C=O). Anal. Calcd. for C<sub>12</sub>H<sub>13</sub>NO<sub>2</sub>(203); C, 70.91; H, 6.44; N, 6.89%; Found: C, 70.50; H, 6.10; N 6.60%.

**Synthesis of 2-(2-bromopropanoyl)-3-hydroxy-5-phenylpenta-2,4-dienitrile (10):**

A stirred solution of (1) (0.01 mole) in dry benzene (30 mL) was treated with 2-bromo-propionyl bromide (0.01 mole) dropwise in the presence of sodium hydride (0.01mole). The reaction mixture was stirred for 6hr, followed by evaporation of the solvent. The oil residue washed with 4N HCl and triturated with methanol, then the obtained solid filtered off, and crystallized.

Yellow crystals (Cyclohexane); yield 75%; m.p 89-91°C

IR (KBr, cm<sup>-1</sup>)  $\nu$ : 3200 (OH), 2230 (CN), 1670 (CO). <sup>1</sup>HNMR (500MHz,  $\delta$ ppm, DMSO-*d*<sub>6</sub>): 2.1 (d, 3H, CH<sub>3</sub>), 4.8 (d, H, CH-Br), 7.1-7.8 (m, 8H, phenyl-H, OH, olefinic-H), 11.0 (s, H, OH). Anal. Calcd. for C<sub>14</sub>H<sub>12</sub>BrNO<sub>2</sub>(305); C, 61.58; H, 3.97; N, 4.63%; Found: C, 60.99; H, 3.83; N 4.49%.

**Synthesis of 5-methyl-4-oxo-2-styryl-4,5-dihydrofuran-3-carbonitrile (11):**

Compound (10) was allowed to heat at 50°C in ethanol in the presence of sodium ethoxide. The formed solid was then purified by methanol.

Yellow crystals (Methanol); yield 55%; m.p 122-124°C

IR (KBr, cm<sup>-1</sup>)  $\nu$ : 2230 (CN), 1680 (CO). <sup>1</sup>HNMR(500MHz,  $\delta$ ppm, DMSO-*d*<sub>6</sub>): 3.3 (d, 3H, CH<sub>3</sub>), 7.1-7.8 (m, 7H, phenyl-H, olefinic-H), 11.8 (br,

s, H, OH). Anal. Calcd. for C<sub>14</sub>H<sub>11</sub>NO<sub>2</sub> (225); C, 71.48; H, 4.68; N, 5.95%; Found: C, 71.00; H, 4.21; N 6.08%.

**General procedure for synthesis of 1-chloro-4-arylbut-3-en-2-one (15a,b):**

To a solution of the free ylide (13a) in dry toluene, an appropriate aldehyde was added and the reaction mixture was heated under reflux for 4hr, followed by evaporation of the reaction solvent. The product was then extracted with petroleum ether.

**1-chloro-4-phenylbut-3-en-2-one (15a):**

Whitish crystals; yield 65%; m.p 96-98°C

IR (KBr, cm<sup>-1</sup>)  $\nu$ : 3410 (CH, aromatic), 1625 (CO), 1602 (C=C). <sup>1</sup>HNMR(500MHz,  $\delta$ ppm, DMSO-*d*<sub>6</sub>): 4.2 (CH<sub>2</sub>), 7.0 (d, 1H, olefinic), 7.3-7.6 (m, 5H, C<sub>6</sub>H<sub>5</sub>), 7.7 (d, 1H, olefinic). Anal. Calcd. for C<sub>10</sub>H<sub>9</sub>ClO (180.63); C, 66.49; H, 5.02; Cl, 19.63%; Found: C, 66.26; H, 4.89; Cl, 19.41%.

**1-chloro-4-(4-chlorophenyl)but-3-en-2-one(15b):**

Yellow crystals; yield 65%; m.p 105-107°C

IR (KBr, cm<sup>-1</sup>)  $\nu$ : 3411 (CH, aromatic), 1628 (CO), 1602 (C=C). <sup>1</sup>HNMR(500MHz,  $\delta$ ppm, DMSO-*d*<sub>6</sub>): 4.2 (CH<sub>2</sub>), 7.0 (d, 1H, olefinic), 7.3 (d, 2H, C<sub>6</sub>H<sub>4</sub>Cl), 7.5 (d, 2H, C<sub>6</sub>H<sub>4</sub>Cl), 7.7 (d, 1H, olefinic). m/z: 215 (M<sup>+</sup>, 13%), 213 (20%), 166 (35%), 164 (100%), 137 (20%), 102 (15%). Anal. Calcd. for C<sub>10</sub>H<sub>8</sub>Cl<sub>2</sub>O (215); C, 55.84; H, 3.75; Cl, 32.97%; Found: C, 55.62; H, 3.53; Cl, 32.74%.

**General procedure for synthesis of 5-amino-4,6,6,6-tetrachloro-1-arylhexa-1,4-dien-3-one(16a,b):**

0.01 mole of cinnamoylchloromethyl or its para-chlorophenyl derivative, in dry cyclohexane (20 mL) and dry THF (20 mL), was treated with trichloroacetonitrile (0.01) in the presence of catalytic amount of TEA. The reaction mixture was refluxed for 3hr, followed by concentration and cooling. The precipitated solid (16) was then collected.

**5-amino-4,6,6,6-tetrachloro-1-phenylhexa-1,4-dien-3-one(16a):**

Yellow crystals (Cyclohexane); yield 60%; m.p 150-152°C

IR (KBr, cm<sup>-1</sup>)  $\nu$ : 3250 (NH<sub>2</sub>), 1680 (CO). <sup>1</sup>HNMR(500MHz,  $\delta$ ppm, DMSO-*d*<sub>6</sub>): 4.78(s, 2H, NH<sub>2</sub>), 7.0(d, 1H, olefinic), 7.5 (d, 1H, olefinic), 7.6-7.9 (m, 5H, C<sub>6</sub>H<sub>5</sub>). Anal. Calcd. for C<sub>12</sub>H<sub>9</sub>Cl<sub>4</sub>NO (325); C, 44.34; H, 2.79; Cl, 43.63%; N, 4.31; Found: C, 44.12; H, 2.56; Cl, 43.40%; N, 4.10.

**5-amino-4,6,6,6-tetrachloro-1-(4-chlorophenyl)hexa-1,4-dien-3-one(16b):**

Yellow crystals (Cyclohexane); yield 65%; m.p 154-156°C

IR (KBr, cm<sup>-1</sup>)  $\nu$ : 3250 (NH<sub>2</sub>), 1680 (CO). <sup>1</sup>HNMR (500MHz,  $\delta$ ppm, DMSO-*d*<sub>6</sub>): 5.8(s, 2H, NH<sub>2</sub>), 7.0 (d, 1H, olefinic), 7.5 (d, 2H, C<sub>6</sub>H<sub>4</sub>Cl), 7.7(d, 1H, olefinic),

7.6 (2H, C<sub>6</sub>H<sub>4</sub>Cl). Anal. Calcd. for C<sub>12</sub>H<sub>8</sub>Cl<sub>5</sub>NO (359.46); C, 40.10; H, 2.24; Cl, 49.31; N, 3.90%; Found: C, 39.95; H, 2.01; Cl, 49.10; N, 3.69%.

**General procedure for synthesis of 3-chloro-6-aryl-2-(trichloromethyl)pyridin-4-ol (17a,b):**

Compound (16) was refluxed in pyridine for 3hr, then poured on crushed ice, filtered and crystallized.

**3-chloro-6-phenyl-2-(trichloromethyl)pyridin-4-ol (17a):**

Brown crystals (Dioxan); yield 55%; m.p 236-238°C  
IR (KBr, cm<sup>-1</sup>)  $\nu$ : 3350 (OH), 1625 (C=N).  
<sup>1</sup>HNMR (500MHz,  $\delta$ ppm, DMSO-*d*<sub>6</sub>): 7.48-7.93 (m, 5H, C<sub>6</sub>H<sub>5</sub>), 8.26 (1H, pyridine H-5), 12.05 (s, 1H, OH).  
Anal. Calcd. for C<sub>12</sub>H<sub>7</sub>Cl<sub>4</sub>NO (323); C, 44.62; H, 2.18; Cl, 43.90; N, 4.34%; Found: C, 44.40; H, 2.00; Cl, 43.68; N, 4.12%.

**3-chloro-6-(4-chlorophenyl)-2-(trichloromethyl)pyridin-4-ol (17b):**

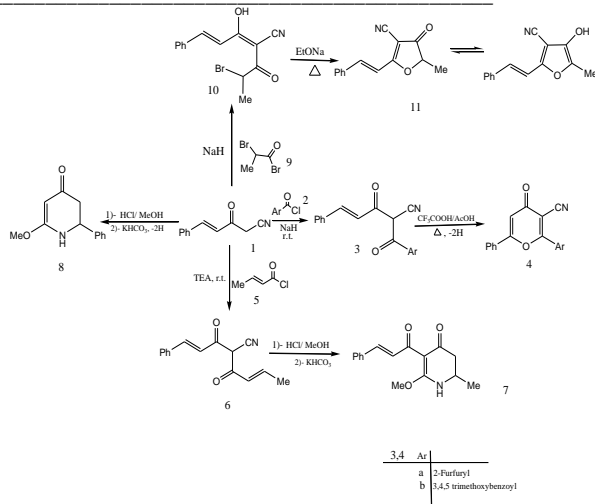
Brownish crystals (Dioxan); yield 63%; m.p 251-253°C  
IR (KBr, cm<sup>-1</sup>)  $\nu$ : 3419 (CH, aromatic), 1627 (C=N).  
<sup>1</sup>HNMR (500MHz,  $\delta$ ppm, DMSO-*d*<sub>6</sub>): 7.48-7.93 (m, 4H, C<sub>6</sub>H<sub>4</sub>Cl), 8.26 (1H, pyridine H-5), 12.05 (s, 1H, OH).  
<sup>13</sup>CNMR (125MHz,  $\delta$ ppm, CDCl<sub>3</sub>): 87.3 (1C, CCl<sub>3</sub>), 115.3 (pyridine C-3), 123.0 (pyridine C-5), 126.8 (C<sub>6</sub>H<sub>5</sub> C-2, C-6), 129 (C<sub>6</sub>H<sub>5</sub> C-3, C-5), 132 (C<sub>6</sub>H<sub>5</sub> C-4), 138.1 (C<sub>6</sub>H<sub>5</sub> C-1), 157 (pyridine C-6), 159.9 (pyridine C-2), 166.1 (pyridine C-4).  
Anal. Calcd. for C<sub>12</sub>H<sub>6</sub>Cl<sub>5</sub>NO (357.45); C, 40.32; H, 1.69; Cl, 49.59; N, 3.92%; Found: C, 40.10; H, 1.47; Cl, 49.37; N, 3.70%.

**Synthesis of methyl 3-(3-hydroxypyridin-2-yl)acrylate (19):**

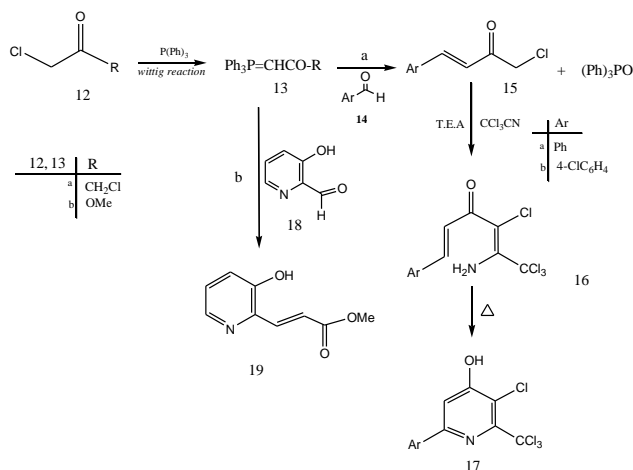
To a solution of the free ylide (13b) in dry toluene, 3-Hydroxy-pyridine-2-carbaldehyde was added and the reaction mixture was heated under reflux, followed by solvent evaporation and extraction of the product with cyclohexane.

Yellow crystals (Cyclohexane); yield 73%; m.p 66-68°C

IR (KBr, cm<sup>-1</sup>)  $\nu$ : 3350 (OH), 1705 (CO).  
<sup>1</sup>HNMR (500MHz,  $\delta$ ppm, DMSO-*d*<sub>6</sub>): 3.75 (3H, OMe), 7.40 (d, 1H, olefinic), 6.90 (d, 1H, H-4), 7.90 (d, 1H, H-6), 8.20 (d, 1H, olefinic), 7.30 (t, 1H, H-5), 11.77 (s, 1H, OH)  
m/z: 277 (M<sup>+</sup>, 10%), 277 (20%), 148 (18%), 120 (100%), 92 (20%), 65 (10%).  
Anal. Calcd. for C<sub>9</sub>H<sub>9</sub>NO<sub>3</sub> (179.17); C, 60.33; H, 5.06; N, 7.82%; Found: C, 60.11; H, 4.84; N, 7.60%.



Scheme 1



Scheme 2

**3. Results and Discussion:**

Cinnamoylacetonitrile (1) was allowed to react with acid chlorides (2), namely Furan-2-carbonyl chloride and 3,4,5-trimethoxy-benzoylchloride, in the presence of sodium hydride to afford compounds (3a,b) (Scheme 1), which could be cyclized to the corresponding pyranones after reflux in acetic acid in the presence of trifluoroacetic acid (4a,b). It is assumed that compounds (4a,b) were formed *via* initial self-cyclization of the enol form of (3) with subsequent oxidation under reaction conditions of the formed hydroxy intermediate. Assigning the chemical structure of all compounds was based on the spectral data.

For compounds (3), <sup>1</sup>HNMR spectrum showed the methane signal at  $\delta$  5.31 ppm, beside two one proton doublets at  $\delta$  6.94 and  $\delta$  8.10 ppm ( $J=15$ Hz), attributed to the olefinic protons. Also, IR spectrum showed two carbonyl absorptions at  $\nu \sim 1680$  and  $1650$  cm<sup>-1</sup>, in

addition to another signal at 2200  $\text{cm}^{-1}$  attributed to the cyano group.

For compounds (**4**), the  $^1\text{H}$ NMR spectrum revealed absence of the two parent olefinic protons.  $^{13}\text{C}$ NMR exhibited presence of signals at  $\sim \delta$  56 ppm attributed to carbons of the three methoxy groups. Presence of one signal at  $\delta$  178 ppm for one carbonyl group and another signal at  $\delta$  113 ppm for cyano group could be also detected. C-5 and C-6 of 4H-pyrone ring appeared at  $\delta$  103 and 168 ppm, respectively. IR showed only one carbonyl absorption at  $\nu$  1625  $\text{cm}^{-1}$  and cyano absorption at  $\nu$  2220  $\text{cm}^{-1}$ . This data became in accordance with the previously reported phenyl analogue, which prepared *via* another reaction pathway [17].

In addition, reaction of cinnamoylacetonitrile (**1**) with crotonyl chloride (**5**) in the presence of triethylamine resulted in formation of its C-crotonyl derivative (**6**), which after treating with methanolic HCl afforded 2-methyl-dihydropyridine derivative (**7**). C-crotonyl derivative (**6**) showed IR cyano absorption at  $\nu$  2200  $\text{cm}^{-1}$ , and two carbonyl absorptions at  $\nu$  1680 and 1665  $\text{cm}^{-1}$ . Its  $^1\text{H}$ NMR spectrum revealed presence of a doublet at  $\delta$  2.0 ppm ( $J=7$  Hz,  $J=2$  Hz) attributed to the allyl methyl protons. Moreover, its mass spectrum gave a molecular formula compatible with  $\text{C}_{15}\text{H}_{13}\text{NO}_2$  ( $m/z$  239). However, compound (**7**) showed absence of the cyano group absorption and appearance of NH and ring stretching absorptions at 3000, 2800  $\text{cm}^{-1}$ . Its  $^1\text{H}$ NMR spectrum revealed signals at  $\delta$  1.2 (3H), 3.0-3.2 (2H), and 5.2 (1H) ppm, beside the  $\text{OCH}_3$  protons singlet at  $\delta$  4.1 ppm. In addition, its  $^{13}\text{C}$ NMR showed appearance of a signal at  $\delta$  48.3 ppm attributed to the carbon of one methoxy group. Methyl carbon was also detected at  $\delta$  21.9 ppm. The presence of the characteristic signals of cinnamoyl olefinic carbons at 159 and 129.6 ppm [18] became in accordance with the suggested structure.

*Via* the same manner, when cinnamoacetonitrile (**1**) itself treated with methanolic HCl, a new product with 2H-pyridine structure (**8**) was obtained. It is suggested that formation of dihydropyridines **7** and **8** occurred due to formation of the reactive imidates *via* methanolysis of nitrile group (Pinner reaction) [19], followed by subsequent self-cyclization, as illustrated in Fig (2).

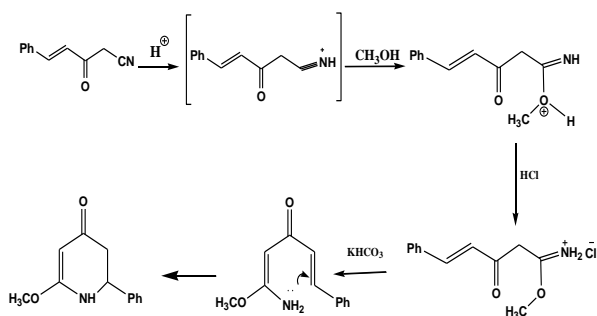


Fig.2: Formation of dihydropyridines **7** and **8** *via* pinner reaction

From  $^{13}\text{C}$ NMR spectrum of compound **8**, it could be noticed the absence of CN signal, and presence of carbon of methoxy group with signal at  $\delta$  48.8 ppm. C-5 and C-6 of dihydropyridine ring appeared at  $\delta$  47 and 52 ppm, respectively.

Furthermore, cinnamoylacetonitrile (**1**) reacted with 2-bromo-proionyl bromide (**9**) at room temperature in the presence of sodium hydride to afford adduct (**10**), the structure of which was based on its spectral data. Its  $^1\text{H}$ NMR spectrum showed presence of doublet signal at 2.1 attributed to the methyl group, another doublet signal at  $\delta$  4.8 for CH-Br proton, as well as a  $\text{D}_2\text{O}$  exchangeable signal for enol-hydroxyl proton at  $\delta$  11.0 ppm. IR showed absorptions at 2230, and 1670  $\text{cm}^{-1}$  attributed to cyano and carbonyl groups, respectively. Adduct (**10**) could be cyclized to furan derivative (**11**), under heating at 50°C, *via* elimination of hydrogen bromide [20].

Another method to prepare active benzylideneacetone derivatives was achieved *via* formation of the 1,3-dichloroacetone ylide (**13a**) with subsequent condensation with appropriate aldehydes (**14**) (Scheme 2). Structures of these activated benzylideneacetones (**15a,b**) were given based on their spectral data and their chemical behavior. Thus, when the newly synthesized benzylideneacetones (**15**) treated with trichloroacetonitrile, the expected enaminoketones (**16**) were obtained in good yields.

$^1\text{H}$ NMR spectrum of **16**, exemplified by (**16a**), revealed presence of a  $\text{D}_2\text{O}$  singlet at  $\delta$  5.7 ppm attributed to the 2H of the amino group, and two proton doublets at  $\delta$  7.0 and  $\delta$  7.7 ppm attributed to the olefinic protons. These along with the absence of the active methylene protons detected in the parent compound **15** as singlet at  $\delta$  4.2 ppm. The formed enaminoketones underwent self-cyclization involving the amino nucleophile and the olefinic Michael receptor center affording the dihydropyridine intermediate which underwent readily oxidation under reaction conditions to give the final isolable hydroxyl pyridines (**17**).  $^{13}\text{C}$ NMR spectrum of compound (**17b**) showed appearance of a signal at  $\delta$  87.3 ppm attributed to carbon of  $\text{CCl}_3$ . In addition, C-5 and C-6 of pyridine ring appeared at  $\delta$  123 and 157 ppm, respectively.

Methyl cinnamate hetero-analogue (**19**) utilizing ylide (**13b**) was synthesized successfully and its structure was interpreted based on its spectral, elemental data and chemical behavior. It is worthy to mention that in an attempt to prepare its corresponding cinnamionitrile *via* reacting with acetonitrile, the previously reported [21] pyridocoumarin obtained instead of the desired cinnamionitrile.

#### 4. Statements and Declarations:

There are no conflicts of interest to declare.

### 5. Acknowledgments:

The authors are grateful to the National Research Centre (NRC) for their financial support.

### 6. References:

- 1- Turukarabettu V, Balakrishna K, Sharma M (2019) Design and synthesis of sulfur cross-linked 1,3,4-oxadiazole-nitro(furan/thiophene)-propenones as dual inhibitors of inflammation and tuberculosis: molecular docking and Hirshfeld surface analysis. *Monatsh Chem* 150 (11): 1999–2010.
- 2- Romagnoli R, Prencipe F, Lopez-Cara LC, Oliva P, Baraldi S, Baraldi PG, Estévez-Sarmiento F, Quintana J, Estévez F (2018) Synthesis and biological evaluation of alpha-bromoacryloylamido indolyl pyridinyl propenones as potent apoptotic inducers in human leukaemia cells. *J Enzyme Inhib Med Chem* 33(1): 727–742.
- 3- Carmona-Reyes G, Ballinas-Indili R, Elena Sánchez-Vergara M, Toscano RA, Álvarez-Toledano C (2022) Regiodivergent synthesis of vinyl trifluoromethanesulfonates  $\gamma/\delta$  lactones: *Via* 1,6 addition/intramolecular one-pot annulation of 1,4-dihydropyridines derived from pyridinyl propenones. *Tetrahedron Lett* 88 (153591): 1-4.
- 4- Shareef MA, Ganapathi T, Khan I, Rani S, Rajanna A, Akbar S, Kumar G, Babu BN (2020) New Indolyl-Arylamino propenone Conjugates: Synthesis, Cytotoxicity and Apoptotic Inducing Studies. *ChemistrySelect* 5(6): 2063–2069.
- 5- Sonsona IG, Marques-Lopez E, Gimeno MC, Herrera RP (2019) First aromatic amine organocatalysed activation of  $\alpha,\beta$ -unsaturated ketones. *NJC* 43(31):12233-12240.
- 6- Peng C, Ren J, Xiao JA, Zhang H, Yang H, Luo Y (2014) Additive-assisted regioselective 1,3-dipolar cycloaddition of azomethine ylides with benzylideneacetone. *Beilstein J. Org. Chem.* 10, 352-360.
- 7- Kamito Y, Masuda A, Yuasa H, Tada N, Itoh A, Koseki Y, Miura T (2013) Asymmetric Conjugate Addition of Malonates to Enones Using Perfluorobutanesulfonamide Organocatalyst, *Chem. Lett.* 42 (10): 1151-1153.
- 8- Liu X, Jia YL, Chen JW, Liang G, Guo HY, Hu YH, Shi Y, Zhou HT, Chen QX (2015) Inhibition effects of benzylideneacetone, benzylacetone, and 4-phenyl-2-butanol on the activity of mushroom tyrosinase, *JBB* 119 (3): 275-279.
- 9- Nawwar GAM (1991) Tetrachloro-o-benzoquinone in Organic Synthesis: A Novel Synthetic Route to Pyrazolo[1,5-c][1,3]Benzoxazines and 5,7-Disubstituted-4-Hydroxy Coumarine. *J Chem Res (S)*:349-345, (M): 3139-3155.
- 10- Nawwar GA, Haggag BM, Yakout El-S MÀ (1992) Cyclohex-2-en-1-ones in Heterocyclic Synthesis: Facile Synthesis of 5,6-Dihydrocoumarins, their Thio Analogues and their Corresponding Dehydrogenated Derivatives. *ZNB* 47 (11): 1639-1646.
- 11- Nawwar GA, Haggag BM, Swellam RH (1993) Synthesis and molluscicidal activity of new derivatives of 1-(hydroxy/substituted phenyl)-3-arylpropenones. *Arch. Pharm* 326 (10): 831-836.
- 12- Nawwar GAM, Osman SA, El-Bayouki KAM, Elgemeie GEH, Elnagdi MH (1985) Nitriles in heterocyclic synthesis: New routes for synthesis of pyran, pyridine and pyrrole derivatives, *Heterocycles* 23(12): 2983–2988.
- 13- Nawwar GAM, Swellam RH, Chabaka LM (1994) Cinnamoylacetone nitrile arylhydrazones in heterocyclic synthesis: simple synthesis of pyridazines and their condensed derivatives. *Collect Czechoslov Chem Commun* 59: 186-194.
- 14- Heinisch G, Holzer W, Nawwar GAM (1986) Pyridazines. XXVI. A novel synthesis of pyrano[2,3-d]pyridazines *J Heterocycl Chem* 23(1): 93–96.
- 15- Heinisch G, Holzer W, Nawwar GAM (1986) Reactions of 4,5-unsaturated 3-oxoalkenenitriles with Michael acceptors. *Monatsh Chem* 117(2): 247–253.
- 16- Swellam RH, Allam YA, Nawwar GAM (1999) Cinnamoylacetone nitrile in heterocyclic synthesis, Part [7]: Simple synthesis of benzothiazepines, pyrones and oxazolopyridine. *ZNB* 54(9): 1197-1201.
- 17- Dong S, Fang C, Tang W, Lu T, Du D (2016) Alkynyl Acylammoniums as Electrophilic 3C Synthons in a Formal [3 + 3] Annulation: Access to Functionalized 4H-Pyran-4-ones. *Organic letters* 18 (15): 3882- 3885.
- 18- Kalinowska M, Jwisiocka R, Lewandowski W (2007) The spectroscopic (FT-IR, FT-Raman and  $^1\text{H}$ ,  $^{13}\text{C}$  NMR) and theoretical studies of cinnamic acid and alkali metal cinnamates. *J. Mol. Struct.* 834–836: 572-580.

- 19- Wang Z (2010) Comprehensive Organic Name Reactions and Reagents, Pinner Reaction, 504: 2237-2240.
- 20- Ren L, Luo J, Tan L, Jang Q (2022) Titanium enolates, in situ-generated from readily available ketones and titanium tetraisopropoxide, undergo domino cross-coupling/cyclodehydration or domino Aldol-addition/cyclocondensation with  $\alpha$ -chloroketones to provide synthetically valuable furan derivatives. *J. Org. Chem.*, 87: 3167-3176.
- 21- Dejardin J-V, Lapiere C-L (1978) *Bulletin de la Societe Chimique de France*, 75-82.