



Synthesis, and Characterization of Magnetic Nano-particles using Opuntia Extract, and its Applications in Wastewater Treatment

Hussein. M. Ahmed^a, Nouran Y. Mohamed^a, Mohamed. A. Elkhateeb^b, Mohamed. M. Hefny^d, Fatehy. M. Abdel-Haleem^c, Neama A. sobhy^a

a- Housing and Building Research Center (HBRC), Sanitary and Environmental Institute, Dokki, Egypt, Giza, 12613, Egypt. Hussein_fee@yahoo.com, neamaahmedreiad@yahoo.com,

b- Water Pollution Research Department, National Research Centre, Dokki, Cairo, Egypt. elkhateebcairo@yahoo.com

c- National Research Centre, Dokki, Cairo, Egypt. Alia2005salama@yahoo.com

d- Chemistry Department, Faculty of Science, Cairo University, Giza, 12613, Egypt. mmhefny_cu005@yahoo.com

e- Cairo University Centre for Hazard Mitigation and Environmental Studies and Research, CHMESR, Cairo University, Giza, 12613, Egypt, fatehy@sci.cu.edu.eg

*Corresponding author e-mail Hussein. M. Ahmed, hussain_fee@yahoo.com



Abstract

Opuntia peels have several properties that can be used as an environmentally friendly and renewable synthesis of magnetic nanoparticles using the green synthesis method. The purpose of this study is to identify the properties of nanoparticles prepared from opuntia peel extract and used in wastewater treatment. In this study, the efficiency of slurry methods such as coagulation, flocculation, and adsorption were compared using magnetic iron nanoparticles (O-FeNPs) with opuntia peels. The prepared iron nanoparticles were investigated and the surface properties of the particles were determined using X-ray diffraction (XRD), scanning electron microscopy (SEM), Fourier transform infrared (FT-IR). Several factors were applied to determine the efficiency of different treatment processes, such as contact time (0 to 60 minutes) and doses (0.1-1.0 g). The chemical oxygen demand (COD), biological oxygen demand (BOD₅), total kjelidahl nitrogen (TKN), total nitrogen (TN), ammonia (NH₃⁺), phosphate (PO₄³⁻), total suspended solid (TSS), and nitrate (NO₃⁻), were measured for the wastewater before and after treatment. By examining the iron nanoparticles by FT-IR spectroscopy, the presence of biologically active opuntia particles on the surfaces of the nanoparticles was revealed. Also, the XRD pattern revealed that the nanoparticles are present in the oxide form as a phase of Fe₂O₃. The results shown among the treatment methods, flocculation and coagulation have lower efficiencies, while O-Fe NPs has higher efficiencies in removing pollutants from wastewater treatment. It was concluded that the O-Fe NPs removal efficiencies were 87.4%, 87.3%, 96.28%, 98.19%, 96.28%, 34.4%, 86.4%, and 100% for COD, BOD₅, TKN, TN, NH₃⁺, PO₄³⁻, TSS, and NO₃⁻, respectively. It confirmed that the magnetic nanoparticle/opuntia composite is an environmentally friendly adsorbent that can be effectively used in environmental applications such as wastewater treatment.

Keywords: wastewater treatments, coagulation, flocculation, opuntia, iron magnetic nanoparticles

1. Introduction

Water is one of the most important causes of life in humanity, so scientists and countries have made a lot of efforts to meet the needs of their countries for usable water, and due to the scarcity and lack of water to meet the needs

of many countries[1], it was necessary to provide alternative methods for the existence of water sources, and the most important of these sources is water treatment for drainage. Wastewater contains organic and inorganic pollutants, suspended solids (TSS)[2]. Several studies have been conducted to reuse the treated water after the process

*Corresponding author e-mail: hussain_fee@yahoo.com

Received date 11 May 2023; revised date 15 August 2023; accepted date 15 August 2023

DOI: 10.21608/EJCHEM.2023.210360.7959

©2024 National Information and Documentation Center (NIDOC)

of removing pollutants in various ways[3], such as adsorption processes, coagulants[4][5], ion separation[6], nanoparticles[7][7][8][9][10], wetland system [11][12], activated carbon[13][14], agro-waste materials[15], sedimentation, filtration [2], as well as biomaterials such as chicken bone ash[16][17].

One of these methods is the use of coagulants and flocculation, in which materials such as alum, ferric chloride, lime and polymers are used. These materials improve suspended particles in the water to settle, which helps in the treatment process and may have bad effects on environmental and health life[2][18][19][20][21]. The peels of plants and fruits are used as a natural coagulant in water treatment, such as fruit peels and moringa[22], and opuntia[2][23]. The other method that is used in the treatment process is the use of adsorbents because of their many advantages such as low cost, availability, environmental friendliness, and high efficiency, and sorbents that use orange peels, banana peels, opuntia, pomegranates, and potatoes [14][24][25][26][27][28]. The most modern and most efficient method at the present time is the use of nanoparticles, and they are prepared in an environmentally friendly manner without any chemicals, and at a low cost by means of extracting natural materials, the so-called green synthesis[29][17]. The natural product extracts are characterized by the presence of phenolic acids, which are antioxidants because they contain carboxyl and hydroxyl groups that are able to bind minerals. The active hydrogen may be responsible for the reduction of metal ions to metal nanoparticles[30][31][32][33].

The aim of this study is the use of different treatment methods utilizing opuntia extract for wastewater treatment. Such as adsorption method, coagulation/flocculation, and the use of opuntia with the help of iron nanoparticles by green synthesis. The three methods studied in this work were compared using the dose effect. In addition, Fourier transform infrared (FT-IR), scanning electron microscope (SEM) and x-ray diffraction (XRD) characterization of the prepared iron nanoparticles were also done.

2. Materials and methods

2.1 Preparation of coagulants, iron nanoparticles, and adsorbent

Opuntia fruits were collected from the Egyptian market. Impurities were removed from the opuntia peels, which were then cut into small pieces (1-2) cm (manually), the small pieces of opuntia washed several times with tap water and then washed with distilled water. 200 grams of opuntia

particles were introduced into distilled water. The extract solution was placed on a hot plate to boil for 2 hours. After this period, the extract formed was filtered through No. 1 filter paper, and then the extracts were stored at 4 °C in a refrigerator[6][34].

Opuntia magnetic iron nanoparticles were produced from opuntia extract, which was prepared by cutting the peels into small pieces and adding 5.0 g of these pieces to distilled water for 120 min at 95 °C, and the extract was filtered through filter paper No. 1, add 5 ml from the extract to the FeCl₃/FeCl₂ solution. A mixture of FeCl₃·6H₂O and FeCl₂·4H₂O was mixed with the extract solution, and the pH was adjusted to an alkaline medium by adding NaOH solution (drop by drop). At a temperature of 70 °C while mixing at 1000 rpm for 2 hours, the color of the reaction mixture changes to black, indicating the formation of iron nanoparticles[34][35]. Opuntia powder produced by opuntia peels was cut into small pieces, rinsed thoroughly with tap water, dried at 100-105 °C 24 h to remove water content, and sieved (60-90 μm) to obtain a more homogeneous particle size[36]. As shown in Figure 1, all methods were prepared and ready to use.

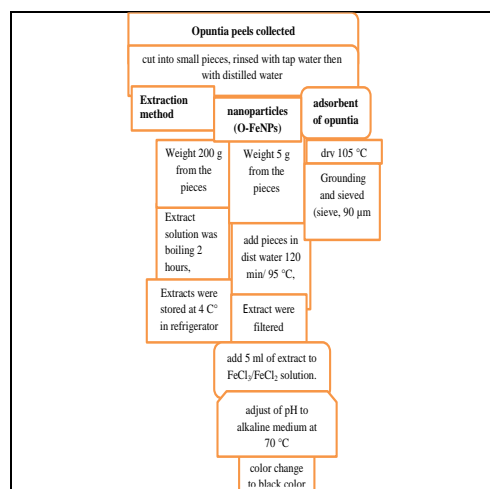


Figure 1: The adsorbents opuntia powder, O-Fe NPs, and opuntia extract solution are depicted schematically.

2.2 Characterization of opuntia an adsorbent, and iron nanoparticles

A scanning electron microscope (SEM) was used to study the surface morphology of opuntia adsorbents and O-Fe NPs. To investigate the structure of O-FeNPs, X-ray diffraction (XRD) was performed using a model (X'Pert Pro PAN analytical manufactured by PAN analytical B.V. Co., Netherlands) (ISO 9001/14001 KEMA - 0.75160). Fourier transform infrared (FT-IR) spectra were collected for adsorbents, and iron nanoparticles (ANE) using Cary, South San Francisco, and the United States of America, to study the functional group of opuntia adsorbents and O-Fe NPs.

2.3 Characterization of raw wastewater

Raw wastewater used for this study was drawn from the WWTP is located in New Cairo. These samples were collected over 24 hours and mixed for homogenised samples, measure various parameters for wastewatersuch as chemical oxygen demand (COD), biological oxygen demand (BOD₅), total kjeldahl nitrogen (TKN), total nitrogen (TN), ammonia (NH₃⁺), phosphate (PO₄³⁻), Sulfides, total suspended solid (TSS), and nitrate (NO₃⁻), were measured for the wastewater before and after treatment. These wastewaters must be suitably treated to avoid environmental problems. The sample shows those mean values for 7.52, 1780, 3200, 582, 355, 362, 9.6, 19.8, 4.52, 0.723, and 10.2 mg/L, respectively. Table 1 shows the physicochemical composition of wastewater samples determined using the method described in APHA[37]

Table (1): Physicochemical characteristics of raw wastewater

No.	Test	Unit	Min.	Max.	*Ave r.	**Limit[38]
1	pH	----	7.5	7.7	7.52	6.00 - 9.00
2	TDS	mg/L	618	680	1780	2000
3	EC	µs/cm	1112	1224	3200	250-750
4	Turbidity	NTU	122	144	133	---
5	TSS	mg/L	380	400	362	40
6	COD	mg/L	658	680	582	80
7	BOD ₅	mg/L	394	408	355	40
8	PO ₄ ³⁻	mg/L	3.1	3.89	0.723	2.0
10	NH ₃ ⁺	mg/L	3.4	4.1	4.52	2.5
11	NO ₃ ⁻	mg/L	8.9	11.8	10.2	40
12	TKN	mg/L	7.276	8.774	9.6	15
13	TN	mg/L	16.176	20.574	19.8	----

Note: -NTU is Nephelometric Turbidity Unit,

*Average for 2 samples from wastewater.

* EEAA: Egyptian Environmental Association Affair, (law: 48/1982

2.4. Jar test experiments

The test was carried out using the different doses from three cases of treatment methods (opuntia adsorbents, coagulation/flocculation, and O-FeNPs) and was performed according to the protocol using the "Jar Test" in six beakers with a volume of 1 L. This apparatus is set to two stirring speeds: flush mixing at 300 rpm for one minute and flocculation at 40 rpm for thirty minutes. The sedimentation procedure takes 30 minutes. In addition, different doses of adsorbents (0.1, 0.5, and 1.0 g), extract solution (1 mL, 5 mL, and 10 mL), and O-Fe NPs (0.1, 0.5, and 1.0)g; then the supernatant was collected and subjected to the physicochemical analyses. Finally, determine the optimum dose for all experiments. The removal efficiency (R%) was determined by Equation (1)[39].

$$R\% = \frac{C_0 - C_e}{C_0} \times 100 \quad (1)$$

Where R% is the removal efficiency, C₀ is the initial concentration (mg/L), and C_e is the concentration after adsorption (mg/L).

3. Results

3.1 Characteristic of adsorbents

3.1.1. Surface Topography

Figure (2) shows SEM micrographs of both O-Fe NPs and opuntia adsorbent, which appear to have a smooth surface, porous structures, and a variety of pore sizes, indicating that these surface properties will result in high pollutants binding due to the available binding with pollutants.

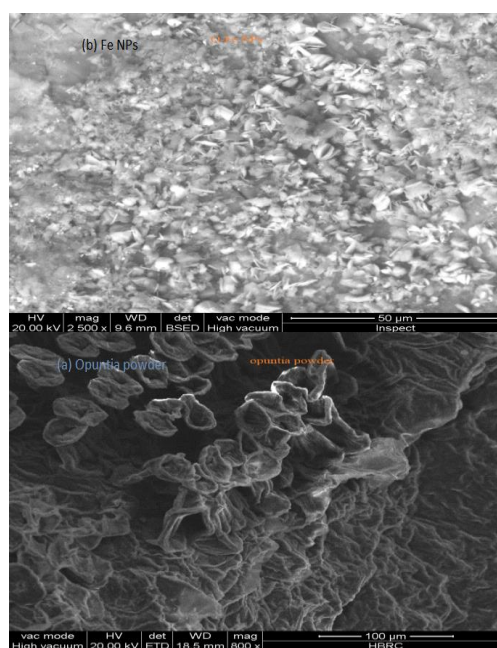


Figure 2: SEM of the surface of (a) an adsorbents powder, and (b) O-Fe NPs

3.1.2 FTIR analysis

FT-IR analysis was done to investigate the functional groups of adsorbents that are responsible for the adsorption shown in Figures (3, 4). The FT-IR spectrum of adsorbents was detected in the range of 1000–4000 cm⁻¹, there are peaks, with peaks and a strong band of amine or hydroxyl (N–H or –OH) groups at wavenumber 3400[40].The abundance of hydroxyl groups from cellulose is attributed to the pollutants' binding mechanism of adsorption, in which aqueous medium favours ion exchange or complexationwith contaminants[40]. The band presented at 2923 cm⁻¹ may indicate the –C–H stretching vibration from aliphatic compounds. The absorption at 1598 cm⁻¹ indicated N–H bending in the adsorbent. The C=N stretching in heterocyclic rings was also specified at wavenumber 1437 cm⁻¹. The peak at 1316 cm⁻¹ because of the C–OH stretching vibration of alcohols. Finally, the carboxylic acids were observed at 1156 cm⁻¹ of the adsorbents[26].

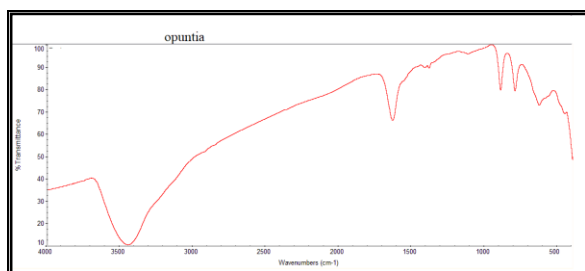


Figure 3: FT-IR spectrum of the opuntia powder

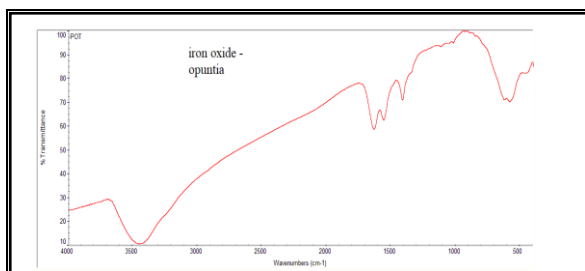


Figure 4: FT-IR spectrum of O-Fe NPs adsorbent

3.1.3 XRD analysis

The powder x-ray diffraction pattern of O-Fe NPs as an adsorbent is shown in Figure (5). The crystalline nature was reflected by the sharp and intense peaks at 1.8° , 3.0° , 3.5° , and 4.3° and the less intense peaks at 1.8° , 4.3° , and 3.0° . However, due to its amorphous nature, these peaks shifted and broadened towards lower values.

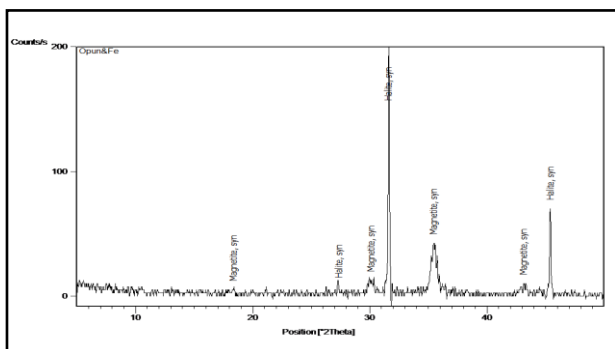


Figure 5: XRD spectrum of O-Fe NPs

3.2. Effect of doses

3.2.1 Effect of optimal volume for coagulants

Figures (6,7) show the variation in water quality as a function of the volume of the added biofloculants. We evaluated the efficiency of opuntia for the removal of COD, BOD₅, TKN, TN, ammonia, phosphate, TSS, and nitrate from wastewater, as well as the effect of the water's pH and TDS on such efficiency. They assessed the effectiveness of opuntia as coagulants/floculants by measuring COD, BOD₅, TKN, TN, ammonia, phosphate, TSS, and nitrate removal at various coagulant doses (1, 5, and 10 mL). When used at doses of 10 mL, they achieved removal percentages of 14.43, 14.92, 14.36, 28.35, 40.70, 40.41, 40.70, and 40.13 for COD, BOD₅, and TSS, respectively. Phosphate

(TKN, TN, ammonia, and nitrate, respectively)[21][41][42]. Coagulant removal efficiency increases with increasing coagulant doses due to increased surface area availability at higher coagulant doses. The final pH, conductivity and TDS values are 8.36, 2570 $\mu\text{S}\cdot\text{cm}^{-1}$, 1430 mg/L, respectively; the pH value is almost equal to the initial values. By comparing these results to those obtained by other bio-floculants, we can conclude that this method has no effect on these parameters[43][18].

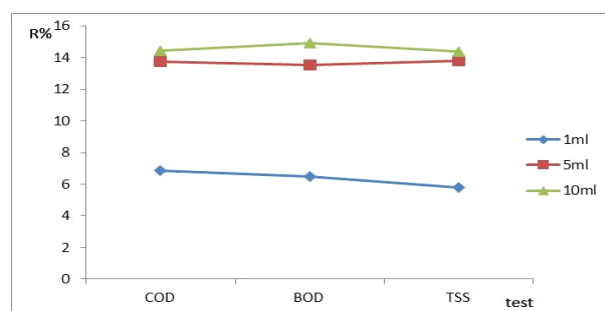


Figure (6): Removal of COD, TSS and BOD₅ of the treated water according to the doses of coagulants added

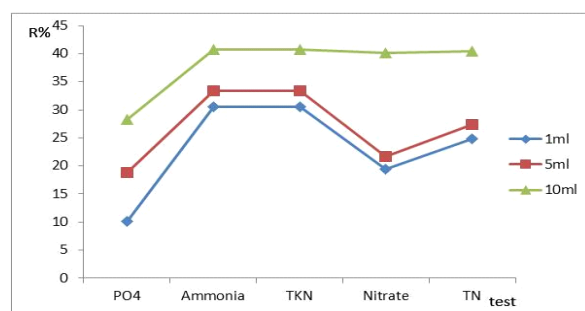


Figure (7): Removal (R%) of TKN, TN, Ammonia, Phosphate, and Nitrate of the treated water according to the doses of coagulants added

3.2.2 Effect of different doses from opuntia powder as adsorbent

The effect of bio-sorbent dosage on the biosorption of COD, BOD₅, TSS, TN, TKN, ammonia, nitrate, and phosphate were determined within the range of bio-sorbent dose 0.1–1.0 g/L, and the results are characterised in Figure (8). It is identified that the rise in bio-sorbent concentration caused an increase in the percent bio-sorption of COD, BOD₅, TSS, TN, TKN, ammonia, nitrate, and phosphate due to the increased availability of the surface area or transferable active sites but reduced the bio-sorption due to the incomplete accumulation or overlapping of bio-sorbent, which results in a reduction in active surface area for the bio-sorption [44]. Figure 9 shows that removal efficiency increased with increasing bio-sorbent dose for COD, BOD₅, TSS, TN, TKN, ammonia, nitrate, and phosphate, but not

significantly after a definite dosage. The optimum amounts of opuntia as adsorbent dose for additional bio-sorption experiments were designated as 1.0 g/L for COD, BOD₅, TSS, TN, TKN, ammonia, nitrate. The removal of the COD, BOD₅, TSS, TN, TKN, ammonia, nitrate, and phosphate is 58.59%, 59.43%, 58.56%, 81.46%, 94.12%, 94.12%, 69.48%, and 41.21% [2].

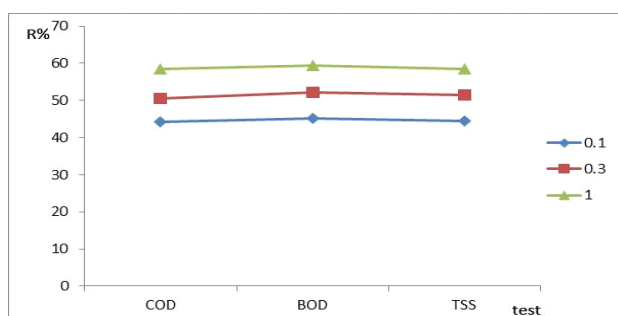


Figure (8): Removal of COD, TSS and BOD₅ of treated water according to the doses of adsorbent added

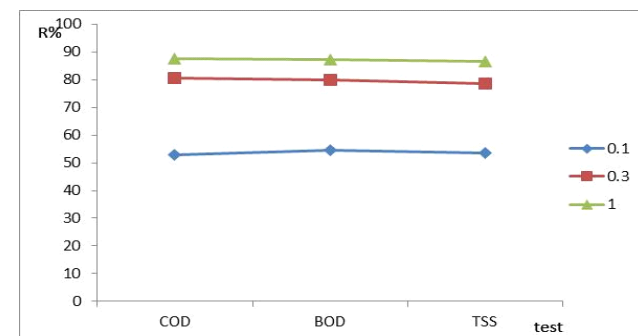


Figure (10): Removal of COD, TSS and BOD₅ of treated water according to the doses of O-Fe NPs added

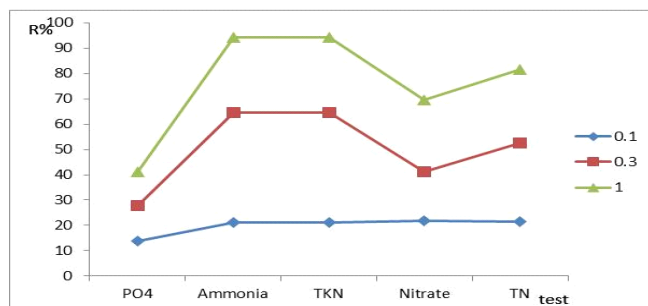


Figure (9): Removal (R%) of TKN, TN, Ammonia, Phosphate, and Nitrate of treated water according to the doses of adsorbent added

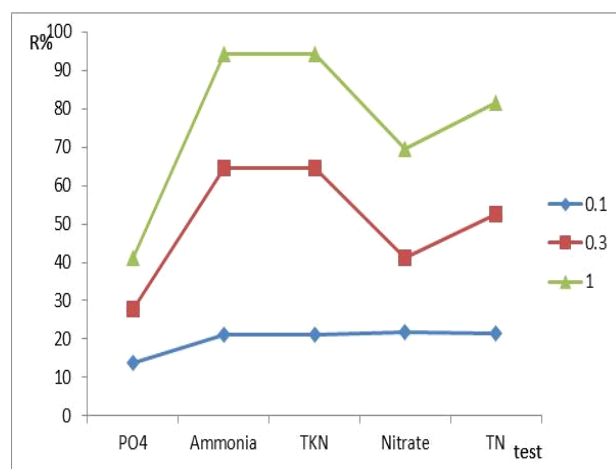


Figure (11): Removal of TKN, TN, Ammonia, Phosphate, and Nitrate of treated water according to the doses of O-Fe NPs added

3.2.3 Effect of different adsorbent doses from O-Fe NPs as adsorbent

Iron nanomaterial adsorbents are important for removing COD, BOD₅, TSS, TN, TKN, ammonia, nitrate, and phosphate from wastewater.

Nano-iron oxides have been found to be promising adsorbents for removing COD, BOD₅, TSS, TN, TKN, ammonia, nitrate, and phosphate. Nano-oxide particles with certain characteristics (including a small volume, a large specific surface area, and strong magnetism) have been

found to strongly adsorb COD, BOD₅, TSS, TN, TKN, ammonia, nitrate, and phosphate [45].

Iron nanoparticles O-FeNPs were used as an adsorbent to remove COD, BOD₅, TSS, TN, TKN, ammonia, nitrate, and phosphate from wastewater, with removal rates ranging from 87.32%, 86.46%, 34.43%, 98.19%, 96.28%, 87.57%, 100%, and 96.28%, as shown in Figures (10, 11).

3.3 Comparison of three application of opuntia for wastewater treatment

Table (2) showed us the results of the comparison between forms of opuntia for the removal of pollutants from wastewater. From these results, it appeared that the opuntia

extract had significantly lower efficiency than the adsorbent, and O-Fe NPs [2].

Table 2: The comparison of different treatment methods for removal of pollutants from wastewater

Test	Residual concentration of pollutants (mg/L)			Removal efficiency of opuntia (%)			* Limits [38]
	Coagulant 10ml/L	adsorbent 1.0g/L	O-Fe/NPs 1.0g/L	Coagulant 10ml/L	adsorbent 1.0g/L	O-Fe/NPs 1.0g/L	
COD	498	241	73	14.4	58.5	87.57	6.5-9.0
BOD ₅	302	144	45	14.9	59.4	87.32	2000
TSS	310	150	49	14.3	58.5	86.46	---
PO ₄ ³⁻	0.51	0.42	0.4	28.3	41.2	34.43	80
NH ₃ ⁺	2.68	0.26	0.2	40.7	94.1	96.28	40
TKN	5.7	0.56	0.3	40.7	94.1	96.28	40
NO ₃ ⁻	6.12	3.12	0	40.1	69.4	100	2.0
TN	11.8	3.68	0.3	40.4	81.4	98.19	---

* EEAA: Egyptian Environmental Association Affair, Law Limits: 48/1982

4. Conclusion

The results presented in this work provide a clearer idea, technical potential, effectiveness, and environmental of an adsorbent, iron nanoparticles, and coagulation/flocculation process with wastewater, and the use of opuntia as different treatment methods to improve the wastewater quality, in terms of COD, BOD, TSS, TN, TKN, ammonia, nitrate, and phosphate. The coagulation-flocculation extraction recovers 1 L of extract by using 200 g raw material. The opuntia extract has a half-life of one month under storage conditions at 4 ° C. The best reduction rate is obtained when used at a dose of 10 mL, achieving removal percents of (14.43, 14.92, 14.36, 28.35, 40.70, 40.41, 40.70, and 40.13)% for COD, BOD, TSS, PO₄, TKN, TN, ammonia, and nitrate, respectively, no effect on TDS, conductivity (EC), and pH of the effluent sample. The treatment conducted by wastewater using O-Fe NPs had significantly better removal efficiencies for COD, BOD, TSS, TN, TKN, ammonia, nitrate, and phosphate (87.45, 87.32, 86.46, 96.28, 98.19, 34.4, 100, and 96.28) % in the treated water).

References

- [1] O. K. Abou-Elela S.I, Saber A. El-Shafai , Mariam E. Fawzy , Mohamed S. Hellal, "Management of Shock Sohair I. Abou-Elela, Mariam E. Fawzy, Mohamed M. El-Sorogy and Salah A. Abo-El-Enein: "Bio-immobilization of Cr (VI) and its Impact on the Performance of a Pilot Scale Anaerobic Sludge Reactor Treating Municipal Wastewater," *Egypt. J. Chem.*, vol. 61, no. 4, pp. 629–637, 2018.
- [2] D. C. K. S. Yéwègnon Alima Esther Irma Nougbodé, Cokou Pascal Agbangnan, Alain Yaya Koudoro, Comlan Achille Dèdjiho, Martin Pépin Aïna, and Daouda Mama, "Evaluation of the Opuntia dillenii as Natural Coagulant in Water Clarification: Case of Treatment of Highly Turbid Surface Water," *J. Water Resour. Prot.*, vol. 5, pp. 1242–1246, 2013.
- [3] H. F. Nassar and M. E. Fawzy, "Evaluation of sand filter as a non-conventional post treatment of oil refinery wastewater: Effect of flow rate," *Egypt. J. Chem.*, vol. 64, no. 7, pp. 3935–3942, Jul. 2021.
- [4] S. I. Abou-Elela, M. E. Fawzy, and S. A. El-Shafai, "Treatment of hazardous wastewater generated from metal finishing and electro-coating industry via self-coagulation: Case study," *Water Environ. Res.*, vol. 93, no. 9, pp. 1476–1486, 2021.
- [5] H. F. nassar Hussein M. Ahmed, and Mariam E. Fawzy, "Effective Chemical Coagulation Treatment Process for Cationic and Anionic Dyes Degradation," *Egypt. J. Chem.*, vol. 65, no. 8, 2022.
- [6] B. O. Asnam Amira, and Aouabed Ali, "Synthesis and application of a new biomaterial based on Opuntia Ficus Indica (cactus) in water treatment," *Alger. J. Eng. Res.*, pp. 11–17, 2017.
- [7] F. M. A.-H. Hussein. M. Ahmeda, Neama A. sobhya, Mohamed. A. Elkhateeb, Mohamed. M. Hefnyc, "Preparation and characterization of iron nanoparticles by green synthesis method and its application in water treatment," *solid atate Phenom.*, pp. 1–13, 2022.

- [8] M. E. F. Hussein. M. Ahmed, Neama A. Sobhy, Wageh A. Ebrahim, "Green biosynthesis of zinc oxide nanoparticles utilizing pomegranate peel extract for grey water treatment Hussein.," *solid atate Phenom.*, pp. 1–14, 2023.
- [9] M. A. E.-K. b Neama A. Sobhy a, Hussein M. Ahmed a, "Synthesis and characterization of silver nanoparticles prepared from pomegranate peel extracts and its antibacterial activity," in *solid atate phenomena*, 2022, pp. 1–8.
- [10] M. A. E.-K. Mutairah S. Al Shammaria, Hussein M. Ahmed, Fatehy M. Abdel-Haleem, "Adsorption of Chromium, Copper, Lead, Selenium, and Zinc Ions into Ecofriendly Synthesized Magnetic Iron Nanoparticles," *PLoS One*, 2023.
- [11] F. M. A.-H. Hussein M. Ahmed, Hussein I. Abdel-Shafy, Mohamed El-Khateeb, and Mohamed M. Hefny, "Greywater treatment for safe recycling via hybrid constructed wetlands and sludge evaluation," *Egypt. J. Chem.*, pp. 1–15, 2022.
- [12] F. M. A.-H. Hussein M. Ahmed, Hussein I. Abdel-Shafy, Mohamed El-Khateeb, Neama A Sobhy, Mohamed M. Hefny, "Enhancement of Hybrid Constructed Wetland by Chemical Coagulants and Hydraulic Retention Time for Grey water Treatment," *Egypt. J. Chem.*, pp. 1–13, 2023.
- [13] M. E. Fawzy, N. M. Badr, and S. I. Abou-Elela, "Remediation and reuse of retting flax wastewater using activated sludge process followed by adsorption on activated carbon," *J. Environ. Sci. Technol.*, vol. 11, no. 4, pp. 167–174, 2018.
- [14] N. A. S. M. A. El-Khateeb, and Hussein M. Ahmed, "Effective granular activated carbon for greywater treatment prepared from corncobs," *Egypt. J. Chem.*, 2022.
- [15] M. A. E.-K. Hussein. M. Ahmed, Neama A. Sobhy, Mohamed M. Hefny, and Fatehy M. Abdel-Haleem, "Evaluation of Agrowaste Species for Removal of HeavyMetals from Synthetic Wastewater," *J. Environ. Public Health*, vol. 2023, pp. 1–20, 2023.
- [16] H. M. A. and H. F. N. Mariam E. Fawzy, "Chicken bone ash is an efficient adsorbent for phenol removal from an aqueous solution," *Desalin. Water Treat. Chick.*, 2022.
- [17] N. A. S. Mohamed A. El-Khateeb, and Hussein M. Ahmed, "Recycling of waste chicken bones for greywater pollutants removal," *Desalin. Water Treat.*, pp. 1–10, 2022.
- [18] B. O. Asnam Amira, and Aouabed Ali, "Synthesis and application of a new biomaterial based on Opuntia Ficus Indica (cactus) in water treatment," *Res. Alger. J. Eng.*, pp. 11–17, 2017.
- [19] H. F. nassar Hussein M. Ahmed, and Mariam E. Fawzy, "Effective Chemical Coagulation Treatment Process for Cationic and Anionic Dyes Degradation," *Egypt. J. Chem.*, vol. 65, no. 8, 2022.
- [20] K. M. Naima Djerroud, Nawel Adjeroud, Lamia Felkai-Haddache, Yasmina Hammoui, Hocine Remini, Farid Dahmoune, Belkacem Merzouk & Khodir MadaniNaima Djerroud, Nawel Adjeroud, Lamia Felkai-Haddache, Yasmina Hammoui, Hocine Remini, Farid Dahmoune, and Belkacem Merz, "Enhanced electrocoagulation–electroflotation for turbidity removal by Opuntia ficus indica cladode mucilage," *Water Environ. Journal.*, vol. 32, pp. 321–332, 2018.
- [21] and F. S. N. S. S. Raouen Rachdi, "Cactus Opuntia as natural flocculant for urban wastewater treatment," *Water Sci. Technol.*, pp. 1875–1883, 2017.
- [22] M. D. Z. T. Widad El Bouaidi, Samira Essalhi, A. Ounas, and M. L. , Ghizlane Enaime, and Abdelrani Yaacoubi, "Evaluation of the potentiality of Vicia faba and Opuntia ficus indica as eco-friendly coagulants to mitigate Microcystis aeruginosa blooms," *Desalin. Water Treat.*, vol. 196, pp. 198–213, 2020.
- [23] A. C. A.-S. Sofia Trindade, Maria Inês Rouxinol, and João Nabais, "Evaluation of the Potential of Opuntia Ficus-Indica Cladodes as a Natural Flocculant for Wastewater Treatment through Simple Procedures," *J. Ecol. Eng.*, vol. 22, no. 5, pp. 249–257, 2021.
- [24] F. M. A.-H. Hussein. I. Abdel-Shafy, Mohamed. M. Hefny, and Hussein. M. Ahmed, "Removal of cadmium, nickel, and zinc from aqueous solutions by activated carbon prepared from corncob - waste agricultural materials," *Egypt. J. Chem.*, 2021.
- [25] D. N. Jain, "Removal of Heavy Metal by Using Different Fruit Peels, Vegetable Peels and Waste - Review," *Int. J. Adv. Res.*, vol. 3, no. 11, pp. 916–920, 2015.
- [26] V. C. G. Dos Santos, C. A. T. Gomes, D. C. Dragunski, L. A. D. Koslowski, and K. Lunelli, "Removal of metals ions from aqueous solution using modified sugarcane bagasse," *Revista Virtual de Quimica*, vol. 11, no. 4, pp. 1289–1301, 2019. doi: 10.21577/1984-6835.20190089.

- [27] M. M. E. Omar E. Abdel Salam, and Neama A. Reiad, "Waste water treatment by Tea Waste, Alum, Pre-Aluminium Chloride," *J. Adv. Res.*, vol. 2, pp. 297–303, 2011.
- [28] S. V. Ramakrishna Mallampati, Li Xuanjun, and Avner Adin, "Fruit Peels as Efficient Renewable Adsorbents for Removal of Dissolved Heavy Metals and Dyes from Water," *ACS Sustain. Chem. Eng. Scheme*, 2015.
- [29] N. Carter, "Physical properties of iron oxide nanoparticles," 2015.
- [30] R. S. Prema, and S. Kandasamy, "Methods of synthesis of nano particles and its applications," *J. Chem. Pharm. Res.*, vol. 7, no. 3, pp. 278–285, 2015.
- [31] H. P. W. Yuan-Pang Sun, Xiao-qin Li, Jiasheng Cao, and Wei-xian Zhang, "Characterization of zero-valent iron nanoparticles," *Adv. Colloid Interface Sci.*, vol. 120, pp. 47–56, 2006.
- [32] M. Majlesi, "Preparation and adsorption properties of chitosan-bound Fe₃O₄ magnetic nanoparticles for phenol removal from aqueous solution," *World Rev. Sci. Technol. Sust. Dev.*, vol. 12, no. 4, pp. 371–380, 2016.
- [33] J. B. P. Sen and Dhermendra K. Tiwari, "Application of nanoparticles in waste water treatment," *World Appl. Sci. Journa*, vol. 3, no. 3, pp. 417–433, 2008.
- [34] Dalia Abdul Elah Mohammad and Eman Mohammad Taher, "Antimicrobial activity of silver nanoparticles fabricated from some vegetable plants," *J. Phys.*, pp. 1–13, 2019.
- [35] Z. Kheilkordi and M. Ziarani, "Recent advances in the application of magnetic bio-polymers as catalysts in multicomponent," *RSC Adv.*, vol. 12, pp. 12672–12701, 2022.
- [36] K. K. P. Senthil, "Equilibrium and Kinetic study of Adsorption of Nickel from Aqueous Solution onto Bael Tree Leaf Power," *Eng. Sci. Technol.*, vol. 4, no. 4, pp. 351–363, 2009.
- [37] APHA., "Standard methods for the examination of water and wastewater," *Am. Water Work. Public Work. Assoc. Environ. Fed*, 2017.
- [38] "Egyptian environmental association affair (EEAA), law 48, 1982, permissible values for wastes in river Nile and Law 44, Law of the environmental protection 1994, updating 2000".
- [39] K. N. I. Sadon, F. N., and Ahmmed Saadi Ibrahim, "An overview of rice husk applications and modification techniques in wastewater treatment," *J. Purity, Util. React. Environ.*, vol. 1, no. 6, pp. 308–334, 2012.
- [40] P. B. M. Honória de Fátima Gorgulho, and Viviane Vasques da Silva Guilharduci, "Sugarcane Bagasse As Potentially Low-Cost Biosorbent," in *Sugarcane - Technology and Research*, 2018, pp. 266–280.
- [41] M. N. H. and Saurabh O. Deshmukh, "Wastewater Treatment using Bio-Coagulant as Cactus Opuntia Ficus Indica," *IJSRD - Int. J. Sci. Res. Dev.*, vol. 6, no. 10, pp. 71–717, 2018.
- [42] M. N. H. S. O. Deshmukh, "Wastewater Treatment Using Bio-Coagulant as Cactus Opuntia Ficus Indica," in *2nd International Conference on New Frontiers in Chemical, Energy and Environmental Engineering*, 19AD, pp. 1–5.
- [43] L. F. and W. N. Ayub Karanja, "Use of cactus opuntia as natural coagulants: water treatment in developing countries," *Int. J. Adv. Res.*, vol. 5, no. 3, pp. 884–894, 2017.
- [44] C. B. and Neetu Singh, "Equilibrium isotherm and kinetic studies for the simultaneous removal of phenol and cyanide by use of *S. odorifera* (MTCC 5700) immobilized on coconut shell activated carbon," *Appl Water Sci*, vol. 7, pp. 3241–3255, 2017.
- [45] Q. F. Shengbing Meng, Shuming Wen, Guang Han, and Xiao Wang, "Wastewater Treatment in Mineral Processing of Non-Ferrous Metal Resources: A Review," *Water*, vol. 14, no. 726, pp. 1–20, 2022AD.