



## A Review on the Development of Innovative Capabilities in The Textile Finishing of Natural Fibers



**Sahar Shaarawy**

*National Research Centre (Scopus affiliation ID 60014618), Textile Industries Research Division, Dyeing, Pretreatments and Finishing of Cellulose based Textiles Department, 33-El-Behouth St. (former El-Tahrir str.), Dokki, P.O. 12622, Giza, Egypt*

**H**ERE in focus on the nano technology and biotechnology as new technique knock for textile multifunctional finishing process with highly effective and recent research concentrate and restrict on using this promising technology concomitant also advanced highly effective tools namely sonication, plasma, microwave for finding out how to reduce conventional techniques utilities.

Nanotechnology is revolutionizing the way in which the functional properties are imparted to the textile materials. Cotton, the king of natural fibers, requires nanotechnological interventions to achieve the functionalities like antibacterial, UV protecting, super hydrophobic and flame retardancy. Nano-finishing also helps to impart these properties without affecting the inherent comfort nature of cotton. In addition, the amount of material required to impart the functional property is relatively less due to its nano-size range. Enzymes have become an indispensable part of textile processing and are utilized for a wide variety of applications in the modern textile industry. Various established enzyme-based processes that are currently used in the textile industry demonstrate the potential of industrial biotechnology to successfully provide 'greener' alternatives

**Keywords:** Cotton, Wet processing, Nanotechnology, Biotechnology, Smart textiles, Advanced tool, Finishing

### **Introduction**

Development of innovative capabilities in the textile manufactures international production and consumption especially of natural fibers need excessive role of Research and Development (R&D) in upgrading the output of finishing processes. In recent statistics for production and consumption of cotton fibers, Consumption of natural fibers totaled 31 million tons in 2017, and cotton accounted for 25 million tons. Natural fibers account for 35% of total fiber use, and cotton alone accounted for 27% [1].

A great deal towards development of sustainable finishing processes of cotton fabric for

the sake of high quality plus preserving the good original physical and mechanical properties and improvement of undesired unflavored properties taken into consideration environmental prospects as green tools, low cost, low energy consumption, decreasing time and water factors become a must to cope the annual consumption of natural fabrics cotton specifically.

Developments include techniques as well as syntheses with a view to reduce energy, water, chemicals, labour, time and cost in cotton finishing processes. In addition efforts to form the basis of potential means for environmentally sustainable industrial technologies. For convenience, these

\*Corresponding author: sahar.shaarawy@yahoo.com

Received 02/11/2019; Accepted 11/01/2020

DOI: 10.21608/ejchem.2019.19009.2169

©2019 National Information and Documentation Center (NIDOC)

combination activities may be classified into two main categories. The first Nanotechnology effect in all finishing process of cotton fabric and its benefit after combined with new tools like plasma, sonication, microwave to enhance cotton properties to befitting for final use and for production on industrial scale and commercial products. The second covers those concerned with **Biotechnology** for the same parameters. Does Use Matter? Comparison of Environmental.

The main target of this review is focus on the nano technology and biotechnology as new technique knock for textile multifunctional finishing process with highly effective. Recent research concentrate and restrict on using this promising technology concomitant also advanced highly effective tools namely sonication, plasma, microwave for finding out how to reduce conventional techniques utilities. Furthermore, we will focus on the future trend of cotton finishing process.

#### *Nanotechnology*

Nanotechnology is developing technology which still growing in many parameters recently. Nanotechnology common power considered as the giant force to customer in a second industrial revolution.

Nanoparticles (NPs) have a much larger surface compared to bulk materials generally, for the same nanoparticles material have higher reactivity and variable chemical properties and wavelength is similar to light wavelength. Ingredients in nano scale commandeer different properties compared with macro scale, performing valuable applications [2].

#### *Nanotechnology finishing in cellulosic based fibers*

Nanotechnology deals with functional systems based on the use of sub-units with specific size. At present, nanotechnology based research program, aims to the multi-functionalization of cotton Nano/smart. Emerging technologies open the way to: a) success in saving resources and energy consumption, b) decline pollutants emission c) develop innovative textile products with great value added and functional performance properties and d) fulfil the unlimited demand and requirements of textile consumer as well as to enhance the appeal, the market and the textile products [3].

Nanotechnology usage in textile industry augmented rapidly for many reasons for its *Egypt.J.Chem.* **62**, Special Issue (Part 2) (2019)

unique and valuable properties. There is a considerable prospective for gainful applications of nanotechnology in cotton and other textile industries. Nanotechnology application can economically cover the properties and values of textile processing and products. The use of nanotechnology allows textiles come to be multifunctional and crop fabrics with special functions, including antibacterial, [4-19] animal retardant, [20] UV protection, [21-23] dyeing and printing, [24, 25] easy-clean, [26-31] water and stain repellent, [32-35] flame retardant, [36, 37] thermo-regulating, [38-43] odor and gloss properties, [44-46] adsorption of metals and air pollutions, [47-51] and dual responsive pH and temperature [52, 53] which in turn, adds greater values to the textile products and makes the dyeing, printing and finishing more competent. The upcoming feat of nanotechnology in textile applications lies in areas where new philosophies will be combined into durable, multifunctional textile systems without compromising the intrinsic textile properties, including process ability, ;manipulability etc.

The concept of nanotechnology started last half century ago but recently become familiar in the textile applications. The use of nanotechnology in textile industry has increased speedily due to its unique properties of applications. Thanks to huge economical potentiality and solo properties of nanomaterials, nanotechnology as attracted both the economical and scientists concern [54].

Nanotechnology attracting worldwide attention, because it is widely seems as offering huge potential in wide range of end users. Applications of nanomaterials in textile are expected to increase by a trillion dollar in industry sector by the next decade for their wonderful technological, economic and ecologic benefits. Research involving nanotechnology to improve performances or achieve successful health impact of cotton fiber. Here in the applications of nanosized substances to generate advanced quality during the manufacturing and finishing processes in cellulosic-based fibers. Unique and valuable properties are obtained when nanotechnology is used in cotton finishing process [55].

The future of nanotechnology in textile applications achieved successfully via gathering durable and multifunctional textile systems without harming the internal textile features. Advances within the technical and functional properties of textile products, particularly in

finishing processes become now accessible due to low energy use, water and chemicals vis-a-vis the conventional techniques and this is done via sustainable applications of nanotechnology. Figure 1 defines Np, properties, features [56, 57].

#### Methods of preparation of nanoparticles

Preparations of nanoparticles involve three focal methodologies for the metallic NP production: biological, chemical, physical. Meanwhile, methods of NPs preparation are described as “bottom-up” and top-down as shown in Fig. 2 and 3. First method produces NPs without structural defects and with homogenous chemical configuration, while the second method leads to structure which often have defaults [3].

#### Chemical reduction method

For preparation of nanoparticles by chemical ways takes place via reducing and stabilizing agents. Example of some *Reducing agents*: Sodium borohydride, Hydrazine, Dimethylformamide, Ascorbic acid. *Stabilizing agents*: Polymers: Polystyrene, Polyvinylpyrrolidone (PVP) Co-Polymers: Poly(ethylene oxide)-block-poly-2-vinylpyridine, Polystyrene-block-Poly-4-vinyl pyridine, Dendrimer: Polyamidoamine, glucose and dextrose, Polyaniline, and some organic reducing agents as soluble starch [58] used in synthesis of silver nanoparticles by chemical reduction method, [59] Tragacanth gum used in insitu synthesis of nano silver on cotton using as natural source with hydrogel properties, modified poly(vinyl alcohol) thiol (PVA-SH) [60, 61].


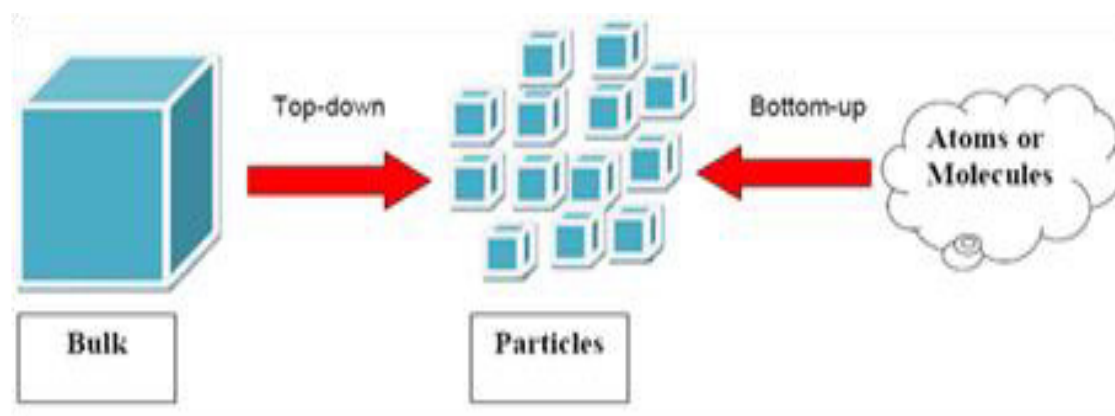


Fig.1. General definition and features of nanotechnology.



Two simple methods to NPs production: top-down and bottom-up

Fig. 2. Top-down and bottom-up methods to produce the nanoparticles

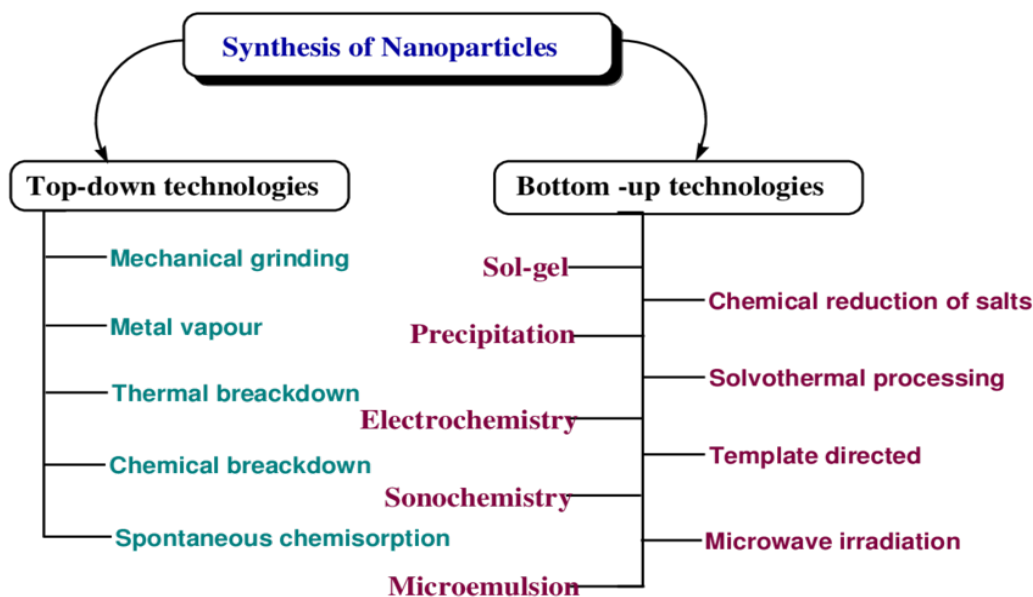
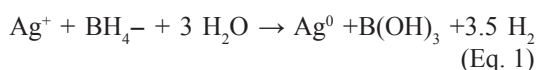


Fig. 3. Methods of synthesis nanoparticles [3].

Reduction via sodium borohydride: The synthesis of silver nanoparticles by sodium borohydride ( $\text{NaBH}_4$ ) reduction occurs by the following reaction [62].



#### Advancement of fabric finishes using nanoparticles

Because of the development of nanotechnology in the assembling of both fibers and yarns to improve the fabric finishes, the applications and potential outcomes are outstanding in the area of textiles for the last years. Blending of nanoparticles and the organic/inorganic compounds, there are several properties of treated fabrics surfaces were enhanced such as abrasion resistant, water repellent, ultraviolet (UV), electromagnetic and infrared protection [55]. This was realized with easy-fast technique takes place based on nano-bio-plasma technologies. The achievement takes place at low cost and eco-friendly manner. Nanotechnology applications become a very important technique [55]. Wong and others reviewed that the application of nanotechnology in textile industry as illustrated in Fig. 4 prolonged durable properties for fabrics, as it has large surface area-to-volume ratio and high surface energy NPs, preserving the texture of fabrics [63].

#### Application Protocols

Nanoparticles alone do not have good affinity towards textile materials unless using binder or

make surface modification to impart this affinity [64]. The incorporation of nanoparticles on textile surface affected by variable parameter [65, 66]. Figure 5 shows many different applications of nanoparticles on textile surface as pad-dry-cure method using binder, electro-spraying, surface modification linking, surface etching, etc.

For *in-situ* processing using cellulosic textile materials, the basic substrate is swollen by chemical treatment and the pores opened, in so doing, the substrate became ready for holding the nanoparticles inside the system. On the other hand, the simplest way is *ex-situ* processing is done by pad-dry-cure method, wherein, a polymeric binder is applied together with the nanoparticles treatment to the textile materials [67]. Alternatively, modification of the surface of the nanoparticles is done in such a way that they can chemically link to the surface of the textile materials. In recent developments, Nano finishes are induced to textile surface by using electro-spraying technique wherein, with the help of very high voltage (up to 80kV), polymeric solution is converted to nanoparticles nanofibers and deposited on the surface of textile materials [68].

#### Functional properties cotton using Nanoparticles

Nano-finishing refers to harnessing of nanotechnology to textile products in order to impart functional properties. It is concerned with both the external application of nanomaterials on the surface and *in-situ* formation in the textile materials.

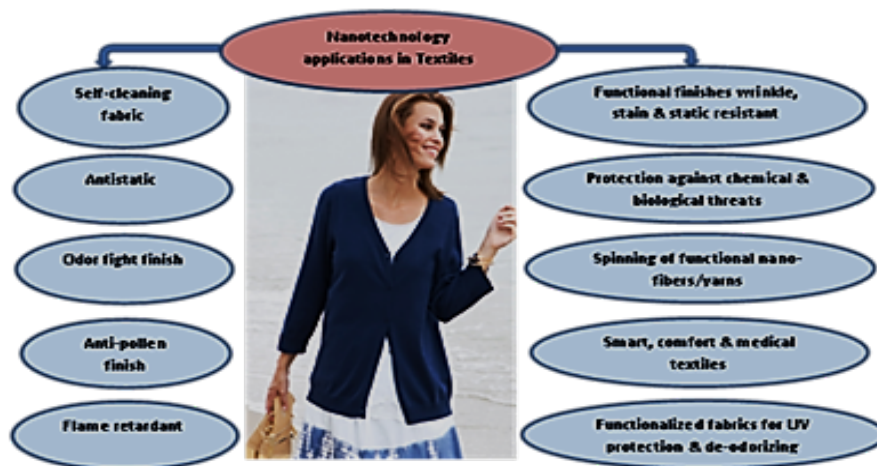


Fig. 4. Presenting the use of nanomaterials on textile substrates for functionalization possibilities [55]

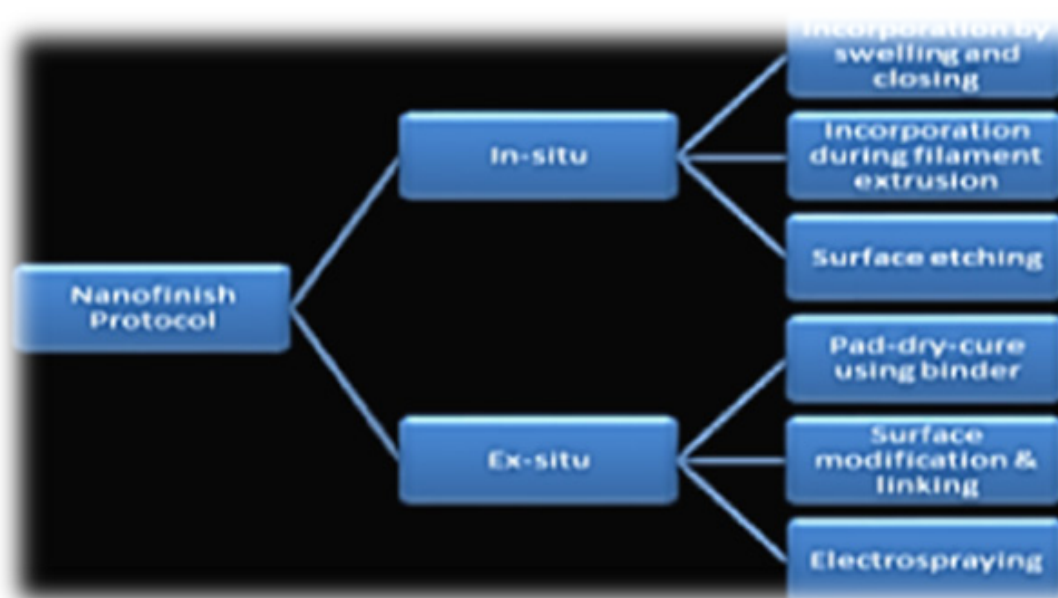


Fig. 5. Different applications of nanoparticles to textile surface [67]

#### *Antimicrobial finishing*

Antimicrobial finished textiles [69-73] occupy a very important position among the finished textile products they are required not only in medical field, but also for use in hotels, hostels, railways, home furnishings and other public places. The antimicrobial activity of a textile product is attributed to the incorporation of Nps in or on fabrics like ZnO, TiO<sub>2</sub>, Ag which preform antimicrobial activity to modified fabrics, when Ag NPs applied to the fabrics. The release of silver ions when conventional silver treatment or AgNPs treatment are used reduce antimicrobial

properties of textile. Hence, the antimicrobial efficacy of the treated textile is a manifestation of the capability of antimicrobial agents to release silver ions [74].

The intermolecular interactions with the cell membrane takes place via Ag ions and AgNPs. Some of the previous reports indicate that the AgNPs smaller than 10nm diffuse into the microbial cell and fix to the thiol groups of enzymes and nucleic acids. Alternatively, the AgNPs in the presence of oxygen may catalytically speed the formation of reactive oxygen species (ROS) that are highly toxic to the microbial cells [75].

TABLE 1. Nanoparticles commercially used for functional textile production [68]

| SN | Nanoparticles                      | Properties  |
|----|------------------------------------|---|
| 1  | Ag-Nano particles                  | Anti-bacterial finishing  |
| 2  | Nano-TiO <sub>2</sub>              | Self-cleaning, antibacterial, enhancement of UV protection, air permeability and hydrophobicity |
| 3  | Nano ZnO and TiO <sub>2</sub>      | Photo-catalytic and protect from sunlight damaging  |
| 4  | ZnO and TiO <sub>2</sub>           | UV-protection, fiber protection ,oxidative catalysis  |
| 5  | Nano-ZnO                           | Antibacterial, UV-protection  |
| 6  | NanoTiO <sub>2</sub> and MgO       | Chemical and biological protective performance, provide self-sterilizing function.              |
| 7  | Nano-ZnO/nano-SiO <sub>2</sub>     | Durable antibacterial, UV-protection  |
| 8  | Nano-ZnO/silica                    | Super-hydrophobic, flame retardant  |
| 9  | Nano-SiO <sub>2</sub>              | Super-hydrophobic, antibacterial, UV protection, flame retardant, water and stain repellent     |
| 10 | NanoSiO <sub>2</sub> /AgNPs        | Antibacterial, water repellent, good thermal properties   |
| 11 | Ag/TiO <sub>2</sub> nano composite | Durable antibacterial, self-cleaning, stain photodegradable, UV-protective, air permeable       |
| 12 | Clay nanoparticles                 | High electrical, heat and chemical resistance.  |

In some cases, the nanoparticles interrupt the process of DNA replication and causes cell mortality. In other cases cotton fibers treated with CtsNPs/PLA the positively charged CtsNPs diffuse into the cell wall and cause leakage of cytoplasmic components from the cell membrane as the cell wall is negatively charged [76]. The metal ions catalyze the production of oxygen radicals that oxidize molecular structure of bacteria [77].

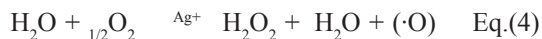
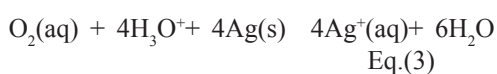
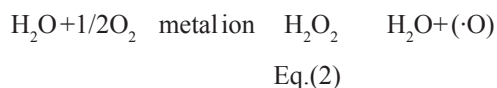


Figure 6 shows collection mechanisms of antimicrobial effect by nanomaterials as DNA damage, destruction of cell membrane, inactivation of cell enzyme, metal ion toxicity, interruption of electron transfer [79].

#### UV protection finishing

Untimely ageing and sunburn effect of the skin and degradation of fabrics are usually related to in excess exposure to UV radiation specifically UV-B (280-320 nm). UPF refers to the ultraviolet protection factor. The main options of protection

are decrease the exposure time to UV-radiation and wearing protective clothes having high UPF values. Inorganic UV blockers are more preferred than organic UV blockers because UV blockers are safe and chemically stable towards high temperatures and UV [80].

Necessary attention should be paid while engineering the basic design and structure of the material for the latter to provide protection against harmful effects of UV radiation. Metal oxides such as ZnO and TiO<sub>2</sub> in nano form absorb UV light and act as a UV protecting agents for textile material. The band gap energy should be in range of 3-3.5/eV to act as good UV absorption material. The required band gap can be achieved simply by reducing the size of a particle as given in Fig. 7. The band gap increases from 3.19eV in case of micro-ZnO to 3.32eV in Nano ZnO. Doping of metal oxides [82] and synthesis of hybrid nanomaterials are the methods to produce tailor-made material for specific end use.

Sol-gel method of production of nano-titania and in situ generation of nano-ZnO on cotton fabric [83] result in durable UV protective materials. In sol-gel method, the metal sign experiences quick hydrolysis to produce the metal hydroxide, followed by immediate condensation resulting in three-dimensional gels. During drying, it forms the crystalline metal oxide nanoparticles. In case of in situ process, the metal precursors

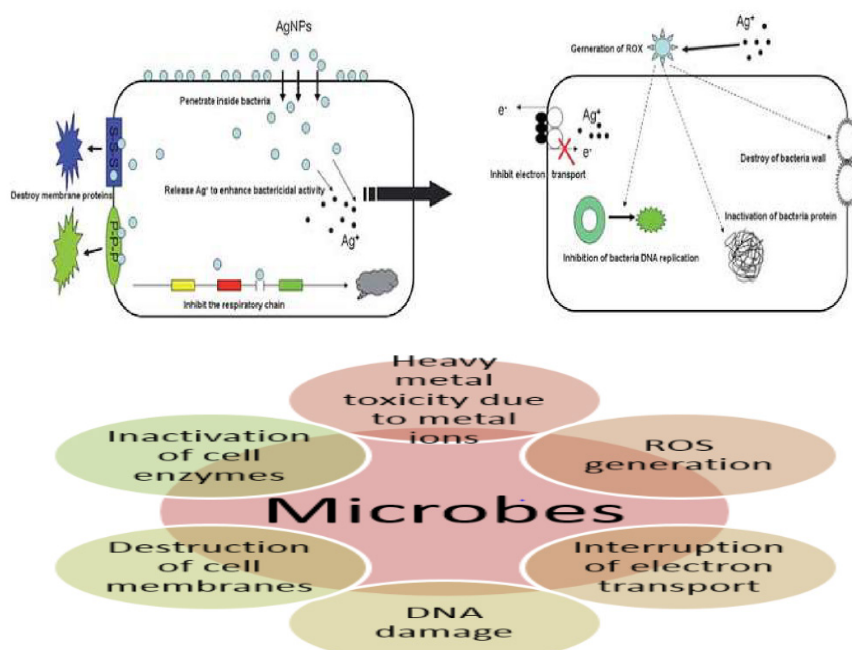


Fig. 6. The various mechanisms of antibacterial activity by nanomaterials [78]

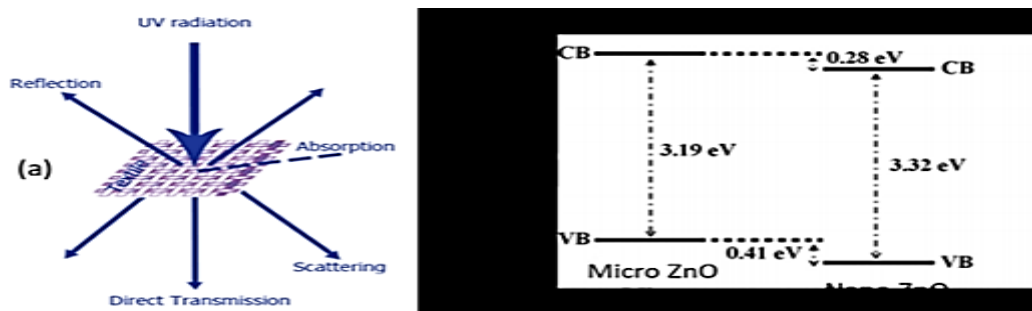


Fig. 7. Transmission of the absorbed light through clothes [81]

enter the swollen cotton fibers and is subjected to double decomposition and hydrolysis resulting in nanoparticles formation inside the pores.

Nanosized  $\text{TiO}_2$  and  $\text{ZnO}$  particles absorbing and scattering UV radiation better than the conventional size. Hence, those nanoparticles capable to chunk UV emission because they acquire much larger surface area per unit mass and volume. Formation of thin layer of titanium dioxide or Zinc oxide nanorods using sol-gel method on cotton fabric provides excellent UV protection as these nanoparticles cover the surface and penetrate into the fabric structure. Spraying nanoparticles using compressed air and spray gun is another method for applying nanoparticles to cotton fabrics [84].

Seeking novel route to produce modified viscose fabrics with at least maintained mechanical properties and improved properties in UV-protection and antimicrobial activities was the approach using  $\text{TiO}_2$  nano particles gives improvement results for UV protection express as UPF and jumping data for viscose up to 290 using NPs to improve the UV-protection characteristics. [84-86].

Transmission of nano materials depend on a few variables including the specific fiber material, fabric structural, moisture, the color intensity, presence of optical brightening agents, laundering conditions and finishing agents, such as UV absorbers.  $\text{TiO}_2$  nanoparticles impregnation onto cotton fabrics by using titanium sulphate /

urea/ hexadecyltrimethyl ammonium bromide led to that, the particle size of as synthesized  $\text{TiO}_2$  was controlled below 10 nm [77, 84, 87].

The photodecomposition efficiency can be enhancing under various illumination conditions (Fig. 8). The photocatalytic activities of  $\text{TiO}_2$  are frequently reliant upon the crystallite size, morphology, phase, crystallinity and the porosity [88-92].

#### Water repellence finishing

Cotton, the king of fibers, is the best suitable substrate for making fabrics of necessary comfort. Nevertheless, the hydrophilicity of the cotton fibers detract from their utilization for water repellency. In this regards, researchers are trying

to mimic the hydrophobic surface structure of the lotus leaf by modifying the surface of cotton in the nano-scale.

The main function of water-repellent finish is to protect textile fabrics from wetting, without adversely harming the other properties such as air permeability of finished fabrics. This target is attained via reducing the free energy of the textile surface. The amount of water attached to a surface is determined by the surface free energy. Surface with lower surface energy could not be dampened with water [93]. Surface tension of textile must be decreases to achieve active repellent surface. Surfaces that display low interactions with liquids are commonly known as low energy surfaces.

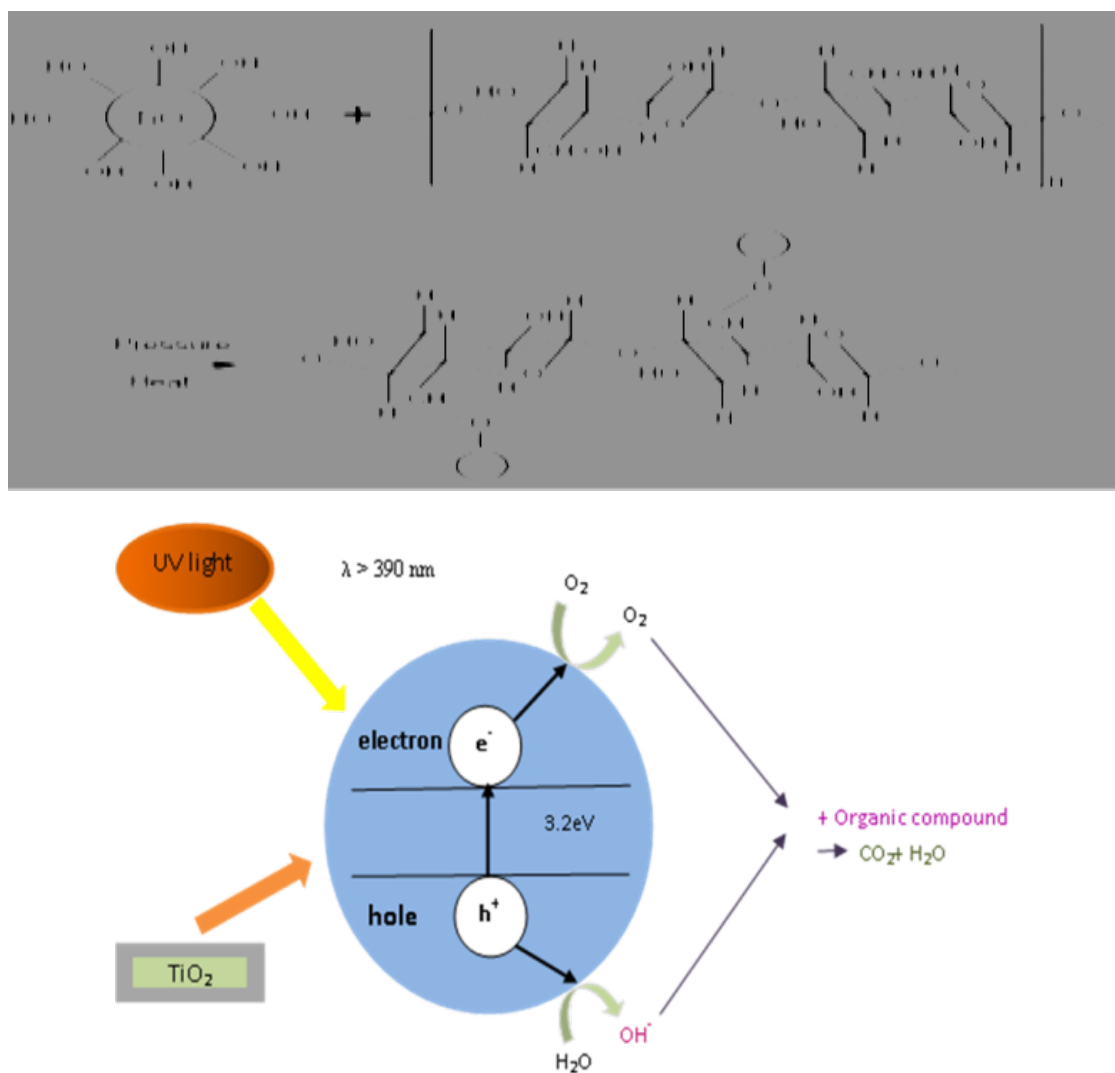


Fig. 8. Two-reaction direction of  $\text{TiO}_2$ -coated cotton fibers as UV protection [85]



Super hydrophobic surfaces are extremely difficult to wet because the contact angles of a water droplet is normally more than  $150^\circ$  which can be referred to as the Lotus effect [94]. Another nouvelle super hydrophobic surface is cotton fabric treated with silica modified by 3-aminonopropyltriethoxysiloxane and 3-glycidoxypropyl trimethoxysilane in two steps and subsequently treated with perfluoro decyltrichlorosilane for hydrophobicity (Fig. 9. [95].

One of the approaches for developing a super hydrophobic surface consists of a two-step process: producing nanostructure surface followed by a treatment with a fluorocarbon-containing polymer or silane compounds. Unconventional new approaches for the design of super hydrophobic surfaces are focused on the surface functionalization of silica nanoparticles with non-fluorinated alkylsilanes or fluorosilanes [96]. Cotton fabrics treated with silica nanoparticles (synthesized via sol-gel process) in combination with very low amount of water-repellent agent exhibits super-hydrophobicity with a contact angle above 130 degree.

#### Flame retardant finishing

During any fire accident, the fibers that trapped fire after initial ignition were cotton followed by polyamide, filament acetate, viscose and others. Thus, the cellulosic garments were reported to be the most flammable. Cellulose undergoes thermal decomposition at temperatures above  $300^\circ\text{C}$ . Thermal decomposition forms not only water and carbon dioxide, but also carbon monoxide, methanol, ethanol, acetone, formic acid, acetic acid, and other products, which will ignite and burn with an adequate supply of air. Largely assumed that an effective flame-retardant finish

controls pyrolysis by designing the cellulose to carbonization through dehydration at temperatures below  $300^\circ\text{C}$ . The limiting oxygen index (LOI) technique offers a quantitative measure of reduced fabric flammability over broad ranges of chemical treatment.

Recent research focuses on the use of nanoparticles to impart flame-retardant properties. Nano zinc oxide was applied on bleached jute fabric to impart fire retardant property. Nano zinc oxide was prepared from aqueous Zinc acetate by co-precipitation method in the presence of NaOH followed by calcinations at  $600^\circ\text{C}$ . It was then applied on the jute fabric using an aqueous solution of potassium methyl siliconate as dispersing media by pad-dry method. Application of 0.01% of nano ZnO on jute fabric imparts good fire retardant performance [97-99].

In addition, it was reported to impart multifunctional properties by using hybrid nanoparticles. Cotton fabrics with good water-oil-repellence and flame-retardant properties with relatively durable properties could be produced using nanosols containing guanidine dihydrogen phosphate, urea, tetraethylortho-silicate and hexadecyltrimethoxysilane as precursors, along with lower concentrations of Guard as commercial water-oil-repellent agent [100, 101].

#### Self-cleaning

The realization of self-cleaning properties on textile surfaces by using the nanotechnology includes a vast potential for the development of new materials or new products and applications for known materials. Self-cleaning garments have been developed, keeping nature as a role model considering self-cleaning property of plant leaves and insects (Fig. 10).

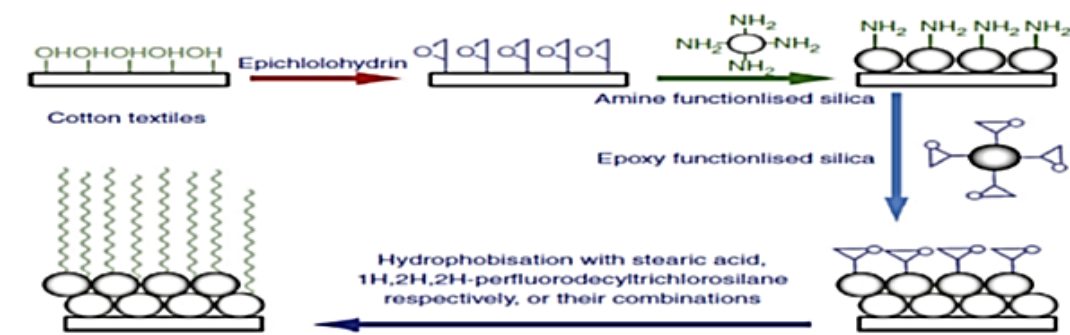


Fig. 9. Deposition of silica NPS on cotton fabric to develop a complex arrangement

Nano  $\text{TiO}_2$  was synthesized via sol-gel method to be applied on preprinted viscose yarns in presence of binder for enhancement of self-cleaning properties, through coating with  $\text{SiO}_2/\text{TiO}_2$  nanoparticles [86, 102, 103]. Majority of wet-table leaves and insects are naturally more or less smooth without any prominent changing of surface morphology. In contrast water repellent leaves and insects exhibit, various surface sculptures mainly wax crystal in combination with epidermal cell. The opening of new application fields for textiles will lead to a new growth stage.

For the growing market of technical textiles, successful transfer of the self-cleaning effect on textile materials can expect a further increase in production volume, sales and application fields. Structure based soil and water-repellent properties lead to an efficient use of materials and are therefore in agreement with the principles of sustainable development.

The use of a self-cleaning coating is attractive as well as are labor saving and effectively improve the appearance of the environment. On the long run, it can save time and money by reducing expensive dry cleaning bills. It could take several years for the retail market of self-cleaning clothes and linens to launch, as the technology still needs modification.

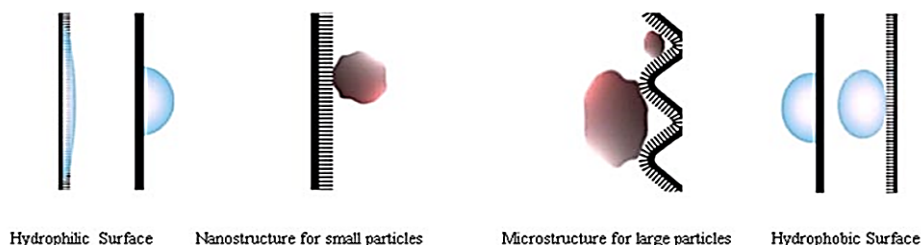
#### *Safety and ecotoxicology*

Submitting nano-Ag treated textiles to washing potentially releases both dissolved and particulate silver, and, few of the Ag released refer to particles having size larger than 450 nm. [104]. Hence, life cycle assessment is necessary to know the fate and movement of nanomaterials once out of control into the environment. Consumer behavior considerably affects the environmental impacts during the use phase. Lower washing frequencies compensated for the increased climate footprint of nano-silver T-shirt production.

The toxic releases from washing and disposal in the life cycle of T-shirts appear to be of minor relevance [105]. Safety issues need to be addressed in laboratories, industries and in their site of use. The awareness need to be created among the customers for their safe handling and disposal. In addition, a crucial point of future developments in nanotechnology is the consideration of the ethical, legal, and societal implications of this technology. The means of introducing nanotechnology based products into the society, and their relevant policies are to be discussed with various stakeholders. The means of address in ethical, legal, and social issues will determine the trust by the public and the future of nanotechnology based innovation.

#### *Recapping of Nanotechnology in textile industry*

Nanotechnology is opening up a demand for higher precision, greater density and lightning speed combined with the intellectualization and miniaturization to progress into the next generation of apparels. The commercial application of nanotechnology has already been introduced in many prospect of textile arena. To create, alter and improve textiles at the molecular level and increase durability and performance beyond that of normal textiles are possible now. To continue this favorable trend, the textile industry should contribute more to research in nanotechnology and intensify its collaboration with other disciplines. With the changing trends and demands of the customer, it is the need of the age to make use of the technology available today. These applications and developments show that nanotechnology will emerge to dominate the textile field in future. Nanotechnology will also allow the textile industry to make products at lower energy thresholds, which helps to sustain the environment [106].



**Fig. 10. Self-cleaning mechanism using nanoparticles in fabric finishing [87].**

Nanotechnology is revolutionizing the way in which the functional properties are imparted to the textile materials. Cotton, the king of natural fibers, requires nanotechnological interventions to achieve the functionalities like antibacterial, UV protecting, super hydrophobic and flame retardancy. Nano-finishing also helps to impart these properties without affecting the inherent comfort nature of cotton. In addition, the amount of material required to impart the functional property is relatively less due to its nano-size range. However, caution needs to be exercised to avoid excess and improper usage of the nanomaterials and to restrict the entry of waste nanoparticles into the environment.

### *Biotechnology*

#### *Basic and practical aspect of biotechnology*

Biotechnology is defined as an application of scientific and engineering principles and methods together in material processing via using bio materials for obtaining industrial products and services. It is not considered as an absolute industry but it is a technology that has many applications in many industrial sectors. Biotechnology speaks of technological application that employs biological systems to fabrication products projected to improve the requirements of human life friendly [107-109].

#### *Biotechnology applications in textile industry*

Biotechnology approved huge latitude of other condition pleasant procedures. In material handling, the biotechnology can be effectively utilized for fundamental process like desizing, scouring and bleaching [110, 111]. Finally, we can state biotechnology is the best approach to improvement of the material industry.

Of equivalent significance is the use of catalysts in completing procedure of cotton texture as it contributes the decoupling of economic development and the utilization of common properties. Chemicals are organic with high stimulant selectivity. Right now, catalysts advocate incredible significance in reasonable innovation and green science. Compounds replace risky synthetic mixtures in present wet processes for some reasons. Catalyst are more suitable effective and eco-accommodating decrease synthetic compounds water consume energy [112].

#### *Composition of enzyme*

Enzymes considered proteins of large numbers of amino acids for producing a three-dimensional

product. The sequence of amino acids produces defined structure and characteristics [113].

#### *Activity of enzymes*

Enzymes exerts its catalytic activity only in the presence of cofactors. The dimension structure determines the enzyme activity. Enzymes Denaturation cause protein three-dimensional structure disrupts. Enzymes undergoes two proposed models. Enzymes show its catalytic assets in the presence of co-factors [113].

#### *Theory of action of enzymes & method of preparation*

##### *Lock-and-key Model or Template*

The main recommended model for enzyme complex formation is lock & key [113]. These active sites are specific so that there is no need to any further modification after substrate enzyme binding.

#### *Factors affecting enzyme activity*

Several factors affect the enzyme efficiency as per its concentration, substrate concentration, pH, temperature, inhibitors and activators [114]. Several factors influence the degree of preserving enzymatic response.

#### *Classification of enzymes*

The International Union of Biochemistry (I.U.B.) makes guidelines of naming compound. The compound names demonstrate both the controlling material and the sort of response catalyzed. Catalyst (enzyme) names end in "ase". The sort of synthetic response catalyzed can order compounds.

Departure of water-Hydrolases, Transfer of electrons – Oxidases changing structure of particle – Isomerases. At present, over and above 2000 compounds have been isolated and described. Among them around 50 microbial proteins, have up-to-date applications. There is a substantial number of microorganisms, which create variety of chemicals. Microorganisms delivering chemicals of material are recorded (Table 2) [112].

#### *Pretreatment process using biotechnology*

Crude cotton submitted to different procedures, for example, scouring, cleaning and coloring before it is changed into end-use garments. These procedures disburse high score of vitality, water and chemicals, which mainly cause pollution to environment. Cleaner production based on cleaner processes become necessary [108]. A wide scope of trade enzyme is accessible for usage in textile industry to achieve ultimately sustainable textile performance without harm to the environment.

TABLE 2. Microorganisms producing enzymes of textile concern

| Enzyme Name     | Application                  |
|-----------------|------------------------------|
| Amylase         | Starch desizing              |
| Pectinase       | Bioscouring instead caustic  |
| Xylanase        | Bleaching                    |
| Catalase        | Bleach Clean up              |
| Oxide-reductase | Dyeing                       |
| Cellulase       | Finishing                    |
| Laccase         | Denim finishing              |
| Hemicellulase   | Hydrolysis of hemicelluloses |

### Desizing process

The current process concerned with elimination of sizing from fabrics. It is usually done to prepare the fabric for further processing without complications as it becomes free from unfavoured matters [115].  $\alpha$ -amylase enzyme are protein especially utilized in the desizing of cotton textures measured with non-dissolvable starches or its subordinates by virtue of their speed, selectivity, specificity and natural benefits. [116-118]. It does not because critical changes in elasticity and strain diminish the release of waste synthetic compounds to the earth [119].

Recently a mix of glucoamylase and  $\alpha$ -amylase can be utilized for synchronize desizing and corrosive demineralization for cotton textures therefore giving an elective course to ejecting soluble earth and cationic metal particles from cotton texture not in progress successful desizing implementation which isn't conceivable by ordinary washing or treatment. One included preferred standpoint this procedure could offer is diminishing the oxidative degradation of cellulose caused by the closeness of metal particles.

The utilization of immobilized catalysts in the desizing procedure takes into consideration their simple discharge from the stream, reuse, and brings down the cost. The desizing skill of amylases can be additionally upgraded by substrate initiation utilizing ultrasound technique, [120], the presonicated amylase indicated higher desizing effectiveness regarding the un-sonicated compound at the equivalent temperature [107].

On sonication, the higher adsorption capacity of sonicated amylase protein enhances its availability to starch-sized cotton substrate and increment its reactant movement toward insoluble starch-measure fascinatingly. Enzyme activity unaltered after sonication because sonication procedure is moderately weak so the general desizing productivity is enhanced for the sonicated catalyst.

### Bio scouring

Bio scouring is the way toward evacuating the waxes (a blend of unsaturated fats and high atomic weight alcohols and esters) contained in the thin external covering of the skin of a cotton fiber is of extraordinary significance to deliver very absorbent strands that can be colored and wrapped up. Currently. The synergistic utilization of pectinase and cellulase blend usage of consolidated treatment as (chemical/ultrasound)

### Usage of chemical/ultrasound [121] and (catalyst/DC air plasma).

A very dynamic alkalothermophilic cellulase free xylanase created recently from separated strain of *Bacillus stearothermophilus* in-press of sturdy state maturation utilizing corn seed having steadiness above an expansive scope of pH from 6 to 12 and temp. From 37 to 85°C. This treatment consider more successful scouring of both the speed and the uniformity of the treatment.

One-advance merged desizing, scouring and fading process [122] has been created for

polyester/cotton sheet utilizing a novel desizer perfect with sodium hydroxide as a scouring and hydrogen peroxide as a bleaching professional.

### Bleaching

Bleaching is one of the essential wet preparing course. The goal of cotton bleaching is to decolorize normal colors and offer pure white appearance. The synchronization of enzymatic handling in cotton fading is lucrative alternative. This is done with a view to overcome problems of using chemical bleaching agents and reduces processing costs. A few creators have effectively shown the utilization of laccases in cotton bleaching dependent on the possibility that these compounds could likewise decolorize or eliminate flavonoids of cotton by striking phenolic hydroxyl groups [123, 124].

A research facility scale test [125] demonstrated that the combination of a hydrogen peroxide fading procedure joined with a laccase-intervened framework pre-treatment is advantageous as far as (I) bleaching with a lower amount of hydrogen peroxide; (ii) fading temperature diminished; (iii) decrement of bleaching time. In a pilot scale think about on the joined laccase– hydrogen peroxide cotton fading with ultrasound energy, [126] the

nature of the items was amazingly enhanced by the assessment of whiteness levels over the qualities gotten by current techniques (Fig. 11).

The combined laccase–hydrogen peroxide cotton bleaching with ultrasound energy in a pilot scale study. The quality of the products was remarkably improved according to whiteness levels evaluation presented in Fig. 12 [127].

### Bleach clean up

Dye clear up is the strategy for prolonged peroxide evacuation in the cotton fading process happens by broad washing that creates a lot of acidic wastewater or treatment with synthetic compounds, for example, sodium bisulphite or hydrosulphite minimizes hydrogen peroxide with increment in high salt level during process stream, Catalase can change over hydrogen peroxide to water and oxygen (Fig. 12) Enzymatic peroxide catalases have been considered for the expulsion hydrogen peroxide from texture following fading. For the discharge of hydrogen peroxide from fiber material, extensive volume of water consumed in washing to avoid coloring troubles. The catalase with less water murders these remaining hydrogen peroxides [129].

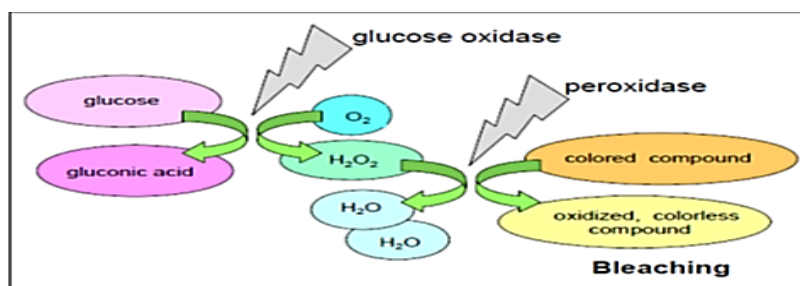


Fig. 11. Use of oxidoreductases in bleaching processes [126]

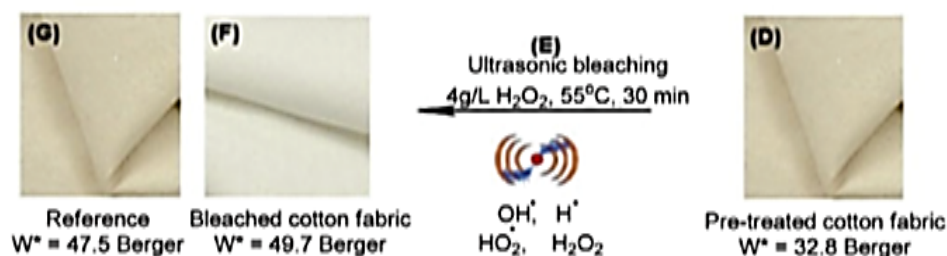


Fig. 12. combined laccase-hydrogen peroxide cotton bleaching [128]

### *Biostoning*

Biostoning is an environment-friendly process, designated as it uses enzymes to wash/bio-stone denim thereby, producing distressed appearance without harming the machinery or the environment plus saving cost. Furthermore, biostoning is accompanied by improved quality in addition to being used by many denim manufacturers. Various methods including mechanical, chemical, physical and enzymatic treatment used for biostoning treatment of the denim garment [130].

To obtain denim garment with a new look and clear effluent recently nanoclay co-applied with cellulase in biostone washing of denim [131]. Based on the results of this study, nanoclay as a new tool along with cellulase enhances the lightness, decreases the boost polluted, creates a new charm and eliminate go-on colour in the sewage. The clay particles act as effective absorber for the navy dyes released from this fabric into the washing sewage. Meanwhile the nanoclay-cellulase system significantly reduce the effluent colour and boost polluted [132].

Research is concerned with combination of laccase with Au nanoparticles to formulate laccase-Au hybrids. This leads to dramatic increase in the activity of laccase [133]. Progress in enzyme immobilization technology, like crosslinked enzyme aggregates and adsorption of enzyme onto multi-walled carbon nanotubes [109, 134], Offer increased enzyme operational and storage stabilities. Enzyme immobilization technology provide also a facile means to separate and reuse the enzyme [135, 136], It is further reported that combination of laccase with sono-chemistry reduces the consumption of chemicals and energy, thereby providing a cost effective means to upscale laccase-catalyzed processes to an industrial scale [137]. These examples present a few of the many ways scientists and engineers are working to establish laccase biotechnology on industrial scale.

Amazingly, such an extensive array of applications can be achieved with a single class of molecules: delignification and biobleaching of pulps, lignocellulosic fiber modification, bioremediation of industrial effluents, biosensors, synthesis of fine chemicals and active pharmaceutical ingredients, and applications in the food, cosmetic, and textile industries. The *Egypt.J.Chem.* **62**, Special Issue (Part 2) (2019)

full potential of laccases is yet to be reached as the novel applications continue to flow [138]. Laccases are true enzymes that keep giving. It is happy to learn the state-of-the-art in which laccases can continue to advocate sustainability in the chemical industry and further.

### *Bio-polishing*

The bio-polishing finishing process involves the treatment of most cotton or cotton blend with cellulase enzymes to remove protruding ends from fiber surface. Thus biopolishing purposes are 1) removal of protruding slubs, fibres, spoils pills and hairiness, 2) prevents sticking, clear structural appearance with improved luster to achievement of surface smoothness and softens fabric hand, 3) increases flexibility and material relaxation To convert Poor quality fabrics, uneven, bumpy, rough, material surface to lustrous, soft, elegant, top quality with a fine, high quality surface appearance, hairiness or fuzz of the fabrics should be reduced. For all this reasons it can be accomplished independently throughout wet processing but for convenience it can be performed after bleaching [139].

The development of processes based on one-bath for effecting desizing–bleaching–dyeing [140] and rapid enzymatic single-bath treatment for desizing–scouring–bleaching–dyeing show a case of inherent potential of intelligent biocatalytic technology. It is as well to emphasize that the potentiality of combined physico-chemical and biotechnological methods such as substrate activation by plasma, ultrasound etc., followed by enzymatic treatments provide novel implements for combined pre-treatments, functionalization, and improved dye ability.

Obviously, enzymatic technology for cotton processing is in preceding step of development. However, cooperative work should be carefully planned by the collaboration of enzyme bioengineering consultants, textile technologists and sponsors in textile industries to consider the sustainability productions, economic characteristics and environmental controls of modified processes vis-a-vis existing technologies in practice.

### *Advantages of using enzyme in textile wet processing*

Charity Biotechnology for future development of Finishing processes of cotton fabrics with imaginable substitution of harsh chemicals by enzymes as well as to encompass the enzymatic

treatment in multi-functionalization of cotton fabric. Utilization of enzymes in textile wet processing is advantageous in terms of minimum fiber Damage, less water; mild condition; ecological; biodegradability; highly specific action; very fast reaction rate; safe and easy to control. Enzymes are catalysts and act as a catalyst. After reaction, it will be obtained and reused again. It is absolute safe and permanent.

Recently, development of new enzymes was made for application in various wet processing of different fibers; Enzymatic scouring of cotton fabric can be performed using different enzymes alone or in combination. Pectinase, cellulase, protease, lipase and others exemplify enzymes. It is worthy nothing that many enzyme-manufacturing companies have commercialized the scouring enzymes. That fruitful improvement of industrial enzymes and enzyme-based processes needs the commitment of key public and private sponsors in order to take the responsibility of investments to reduce the technical risks and overcome the tasks associated with currently used enzymes in the textile industry [140].

In recent times, there has been an unlimited attention in modifying the mechanical, surface, materials, bio-nano-composites, green composites as well as functionalized textile materials.

#### *Recapping of biotechnology in textile industry*

The progress of the enzymatic technologies in textile processing is attracting worldwide attention. Enzymes have become an indispensable part of textile processing and are utilized for a wide variety of applications in the modern textile industry. Various established enzyme-based processes that are currently used in the textile industry demonstrate the potential of industrial biotechnology to successfully provide 'greener' alternatives.

1. Desizing process by combination of enzymes leads to synergetic effect desizing and demineralization in one step without degradation of cellulose plus ease removal from the stream and reuse.
2. On Sonication and/or plasma technique, the higher adsorption ability of the enzyme increase.
3. Synergistic advantage of using pectinase and cellulase
4. The integration of laccase –hydrogen

peroxide, sonication improved product quality.

5. Catalase enzyme (bleach clean up ) reduce water amount to eliminate residual hydrogen peroxide
6. Cellulase in presence of nanoclay co-applied in biostone washing of denim with new look, clear effluent.
7. Combination of laccase and Au NPs increase its activity dramatically leads to established laccase biotechnology on industrial scale in addition to advance sustainability in chemical industry.
8. Activation of substrate by plasma, ultrasound followed by enzymatic treatment provide new tool
9. Development of single-bath treatment for desizing-scouring-bleaching-dyeing show a promising product
10. Ultrasonic energy significantly intensified enzymatic activity on various types of cotton fabrics, but it did not contribute to a decrease in tensile strength. The combined enzyme/sonication treatment of cellulosic textiles offers significant advantages such as less consumption of expensive enzymes, shorter processing time, less fiber damage and better uniformity of treatment

#### **Conclusion**

The application of industrial biotechnologies in the textile industry is anticipated to make significant contributions to the enhanced eco-efficiency of textile processing sectors and improve the quality of human life in the coming decades. The development of innovative strategies and advanced tools is crucial to move toward a greener and sustainable textile production in the future. Technology development may lead to new means to freshen clothes without washing, efficient sorting of used clothing, new fiber recycling technology and new low temperature detergents.

- Enable textile production via photoacoustic imagine application, which means Photons plus Ultrasound: Imaging and Sensing have not been assessed yet.
- Saving the water and energy consumption using new technologies such as plasma, microwaves and electromagnetic waves, super-critical carbon dioxide

- Nanobionic technology can be treated on any kind of fabric, including leather and foam products. When Nanobionic technology comes in close contact with the human body, it stimulates local blood flow, increases strength and endurance, thermo-regulates body temperature, boosts energy, reduces free radicals and speeds up the recovery process will offer great benefits to the consumers
- Chemical routes were established for environmental protection through energy, water, and materials conservation. they include:
  1. combined wet processes
  2. enhancement of cotton reactivity towards dyeing and finishing
  3. synthesis of reactive carbohydrates as permanent finishes to substitute the conventional ones
  4. recycling of the water soluble starch sizes as per ultrafiltration technology
- Synthesis of silver NPs large enough to treat tons of textile fabrics, submitted to the necessary testing and analysis and exported.
- Coupling frontier sciences such as nanotechnology and biotechnology for producing smart apparel, domestic and technical (medical) textile products.

#### References

1. Laitala, K., Grimstad, I. and Henry, B., Impacts of Clothing Based on Fiber Type, Sustainability. 10 2524-2549 (2018)
2. Ealias, A.M. and Saravanakumar, M.P., A Review on the Classification, Characterisation, Synthesis of Nanoparticles and Their Application. *Mater. Sci. Eng.*, **263** 32019-32028 (2017)
3. Joshi, M. and Bhattacharyya, A., Nanotechnology: A New Route to High Performance and Functional Textiles. *Textile Progress*, **43** (3) 155-165 (2011)
4. Emam, H.E., El-Hawary, N.S. and Ahmed, H.B., Green Technology for Durable Finishing of Viscose Fibers Via Self-Formation of Aunps. *International journal of biological macromolecules*, **96** 697-705 (2017)
5. Emam, H.E., Ahmed, H.B. and Bechtold, T., In-Situ Deposition of Cu<sub>2</sub>O Micro-Needles for Biologically Active Textiles and Their Release Properties. *Carbohydrate polymers*, **165**, 255-265 (2017)
6. Ahmed, H.B. and Emam, H.E., Layer by Layer Assembly of Nanosilver for Highperformance Cotton Fabrics. *Fibers and Polymers*, **17**(3) 418-426 (2016)
7. Emam, H.E., El-Rafie, M., Ahmed, H.B. and Zahran, M., Room Temperature Synthesis of Metallic Nanosilver Using Acacia to Impart Durable Biocidal Effect on Cotton Fabrics. *Fibers and Polymers*, **16** (8) 1676-1687 (2015)
8. Zahran, M., Ahmed, H.B. and El-Rafie, M., Surface Modification of Cotton Fabrics For antibacterial Application by Coating with Agnps-Alginate Composite. *Carbohydrate polymers*, **108**, 145-152 (2014)
9. Nada, A.A., Hassabo, A.G., Awad, H.M., Fayad, W., Shaffie, N.M., Sleem, A.A. and Zeid, N.Y.A., Biomaterials Based on Essential Fatty Acids and Carbohydrates for Chronic Wounds. *Journal of Applied Pharmaceutical Science*, **5**(10 (Suppl 3)) 13-21 (2015)
10. Hebeish, A., Shaarawy, S., Hassabo, A.G. and El-Shafei, A., Eco-Friendly Multifinishing of Cotton through Inclusion of Motmorillonite/Chitosan Hybrid Nanocomposite. *Der Pharma Chemica*, **8**(20) 259-271 (2016)
11. Mohamed, A.L., El-Naggar, M.E., Shaheen, T.I. and Hassabo, A.G., Novel Nano Polymeric System Containing Biosynthesized Core Shell Silver/Silica Nanoparticles for Functionalization of Cellulosic Based Material. *Microsystem Technologies*, **22** (5) 979-992 (2016)
12. Mohamed, A.L., Hassabo, A.G., Nada, A.A. and Zaghlool, S., Encapsulation of Nicotinamide into Cellulose Based Electrospun Fibres. *Journal of Applied Pharmaceutical Science*, **6** (8) 13-21 (2016)
13. Mohamed, A.L., Hassabo, A.G., Shaarawy, S. and Hebeish, A., Benign Development of Cotton with Antibacterial Activity and Metal Sorpability through Introduction Amino Triazole Moieties and Agnps in Cotton Structure Pre-Treated with Periodate. *Carbohydrate Polymers*, **178**, 251-259 (2017)
14. Aboelnaga, A., Shaarawy, S. and Hassabo, A.G., Polyacetic Acid/Functional Amine/Azo Dye Composite as a Novel Hyper-Branched Polymer for Cotton Fabric Functionalization. *Colloids and*



- Surfaces B: Biointerfaces*, **172** 545-554 (2018)
15. Ibrahim, N.A., Nada, A.A., Eid, B.M., Al-Moghazy, M., Hassabo, A.G. and Abou-Zeid, N.Y., Nano-Structured Metal Oxides: Synthesis, Characterization and Application for Multifunctional Cotton Fabric. *Advances in Natural Sciences: Nanoscience and Nanotechnology*, **9** (3) 035014 (2018)
  16. Mohamed, A.L. and Hassabo, A.G., Composite Material Based on Pullulan/Silane/ZnO-Nps as Ph, Thermo-Sensitive and Antibacterial Agent for Cellulosic Fabrics. *Advances in Natural Science: Nanoscience and Nanotechnology*, **9**(4) 045005 (1-9) (2018)
  17. Hassabo, A.G., Mohamed, A.L., Nada, A.A. and Zeid, N.Y.A., Controlled Release of Drugs from Cellulosic Wound Bandage Using Silica Microsphere as Drug Encapsulator Module. *Journal of Applied Pharmaceutical Science*, **5**(12) 067-073 (2015)
  18. Hassabo, A.G., Nada, A.A., Ibrahim, H.M. and Abou-Zeid, N.Y., Impregnation of Silver Nanoparticles into Polysaccharide Substrates and Their Properties. *Carbohydrate Polymers*, **122** 343-350 (2015)
  19. El-Shafei, A., Shaarawy, S., Motawe, F.H. and Refaei, R., Herbal Extract as an Ecofriendly Antibacterial Finishing of Cotton Fabric %J Egyptian Journal of Chemistry. **61**(2) 317-327 (2018)
  20. Nada, A.A., Hassabo, A.G., Mohamed, A.L., Mounier, M.M. and Abou Zeid, N.Y., Liposomal Microencapsulation of Rodent-Repelling Agents onto Jute Burlaps: Assessment of Cytotoxicity and Rat Behavioral Test. *Journal of Applied Pharmaceutical Science*, **6**(8) 142-150 (2016)
  21. Becheri, A., Dürr, M., Nostro, P.L. and Baglioni, P., Synthesis and Characterization of Zinc Oxide Nanoparticles: Application to Textiles as UV-Absorbers. *Journal of Nanoparticle Research*, **10**(4) 679-689 (2008)
  22. Yadav, A., Prasad, V., Kathe, A., Raj, S., Yadav, D., Sundaramoorthy, C. and Vigneshwaran, N., Functional Finishing in Cotton Fabrics Using Zinc Oxide Nanoparticles. *Bulletin of Materials Science*, **29**(6) 641-645 (2006)
  23. Mao, Z., Shi, Q., Zhang, L. and Cao, H., The Formation and UV-Blocking Property of Needle-Shaped ZnO Nanorod on Cotton Fabric. *Thin Solid Films*, **517** (8) 2681-2686 (2009)
  24. Hebeish, A., Rekaby, M., Shahin, A.A. and Ragheb, A.A., Novel Nanopigment Derived from Vat Dyes for Printing Cotton Fabrics. *Egyptian Journal of Chemistry*, **59** (1) 99-114 (2016)
  25. Hebeish, A., Shahin, A.A., Rekaby, M. and Ragheb, A.A., New Environment-Friendly Approach for Textile Printing Using Natural Dye Loaded Chitosan Nanoparticles. *Egyptian Journal of Chemistry*, **58** (6) 659- 670 (2015)
  26. Daoud, W.A., Xin, J.H. and Zhang, Y.-H., Surface Functionalization of Cellulose Fibers with Titanium Dioxide Nanoparticles and Their Combined Bactericidal Activities. *Surface Science*, **599** (1-3) 69-75 (2005)
  27. Veronovski, N., Sfiligoj-Smole, M. and Viota, J., Characterization of TiO<sub>2</sub>/TiO<sub>2</sub>-SiO<sub>2</sub> Coated Cellulose Textiles. *Textile Research Journal*, **80** (1) 55-62 (2010)
  28. Hassabo, A.G., Sharaawy, S. and Mohamed, A.L., Saturated Fatty Acids Derivatives as Assistants Materials for Textile Processes. *Journal of Textile Science & Fashion Technology*, **1** (4) 000516 (2018)
  29. Hassabo, A.G., Sharaawy, S. and Mohamed, A.L., Unsaturated Fatty Acids Based Materials as Auxiliaries for Printing and Finishing of Cellulosic Fabrics. *Biointerface Research in Applied Chemistry*, **9** (5) 4284 - 4291 (2019)
  30. Elshemy, N.S., Hassabo, A.G., Mahmoud, Z.M. and Haggag, K., Novel Synthesis of Nano-Emulsion Butyl Methacrylate/Acrylic Acid Via Micro-Emulsion Polymerization and Ultrasonic Waves. *Journal of Textile and Apparel, Technology and Management*, **10** (1) 1-16 (2016)
  31. El-Gabry, L., Shaarawy, S., Abou El-Kheir, A., Elgory, Z. and Hebeish, A., Multifunctionalization of Viscose Fabric through Loading with Organic and Inorganic Nanostructural Materials %J Egyptian Journal of Chemistry. **61** (2) 379-389 (2018)
  32. Mohamed, A.L. and Hassabo, A.G., Flame Retardant of Cellulosic Materials and Their Composites, in *Flame Retardants*, P.M. Visakh and Y. Arao, Editors Springer International Publishing. p. 247-314 (2015)
  33. Xue, C.H., Jia, S.T., Zhang, J., Tian, L.-Q., Chen, H.-Z. and Wang, M., Preparation of Superhydrophobic Surfaces on Cotton Textiles. *Egypt.J.Chem.* **62**, Special Issue (Part 2) (2019)

- Science and technology of advanced materials*, **9** (3) 1-19 (2008)
34. Mohamed, A.L., Hassabo, A.G., Nada, A.A. and Abou-Zeid, N.Y., Properties of Cellulosic Fabrics Treated by Water-Repellent Emulsions. *Indian Journal of Fibre & Textile Research*, **42** (June) 223-229 (2017)
  35. Salama, M., Hassabo, A.G., El-Sayed, A.A., Salem, T. and Popescu, C., Reinforcement of Polypropylene Composites Based on Recycled Wool or Cotton Powders. *Journal of Natural Fibers*, 1-14 (2017)
  36. Hassabo, A.G., Mohamed, A.L., Shaarawy, S. and Hebeish, A., Novel Micro-Composites Based on Phosphorylated Biopolymer/Polyethyleneimine/Clay Mixture for Cotton Multi-Functionalities Performance. *Bioscience Research*, **15** (3) 2568-2582 (2018)
  37. Hassabo, A.G. and Mohamed, A.L., Novel Flame Retardant and Antibacterial Agent Containing Mgo Nps, Phosphorus, Nitrogen and Silicon Units for Functionalise Cotton Fabrics. *Biointerface Research in Applied Chemistry*, **9** (5) 4272 - 4278 (2019)
  38. Hassabo, A.G., Synthesis and Deposition of Functional Nano-Materials on Natural Fibres RWTH Aachen University, Germany. 154 (2011)
  39. Hassabo, A.G., New Approaches to Improving Thermal Regulating Property of Cellulosic Fabric. *Carbohydrate Polymers*, **101** (0) 912-919 (2014)
  40. Hassabo, A.G. and Mohamed, A.L., Enhancement the Thermo-Regulating Property of Cellulosic Fabric Using Encapsulated Paraffins in Modified Pectin. *Carbohydrate Polymers*, **165**, 421-428 (2017)
  41. Hassabo, A.G. and Mohamed, A.L., Enhancement of Thermo-Regulating Textile Materials Using Phase Change Material (Pcm). *Evolution in Polymer Technology Journal*, **2** (1) 180009 (1-11) (2019)
  42. Hassabo, A.G., Mohamed, A.L., Wang, H., Popescu, C. and Moller, M., Metal Salts Rented in Silica Microcapsules as Inorganic Phase Change Materials for Textile Usage. *Inorganic Chemistry: An Indian Journal*, **10** (2) 59-65 (2015)
  43. El shall, F., haggag, k. and Hashem, A., Thermal Stability Enhancement of Cotton and Cotton Polyester Blend Fabrics by Hyperbranched Poly Urethane-Urea Treatment. *Egyptian Journal of Chemistry*, **0** (0) 0-0 (2017)
  44. Rehan, M.F., Abdel-Wahed, N., Farouk, A. and El-Zawahry, M., Extraction of Valuable Compounds from Orange Peel Waste for Advanced Functionalization of Cellulosic Surfaces. *ACS Sustainable Chemistry & Engineering*, **6**(5) 5911-5928 (2018)
  45. Ibrahim, N.A., El-Sayed, Z.M., Fahmy, H.M., Hassabo, A.G. and Abo-Shosha, M.H., Perfume Finishing of Cotton / Polyester Fabric Crosslinked with Dmdheu in Presence of Some Softeners. *Research Journal of Textile and Apparel*, **17** (4) 58-63 (2013)
  46. Hassabo, A.G., Schachschal, S., Cheng, C., Pich, A., Popescu, C. and Möller, M., Poly (Vinylcaprolactam)-Based Microgels to Improve Gloss Properties of Different Natural Fibres. *Research Journal of Textile and Apparel*, **18** (1) 50-63 (2014)
  47. Elshemy, N.S., Nassar, S.H., El-Taieb, N.M., Shakour, A.A.A., Elmekawy, A.M. and Hassabo, A.G., Effect of Different Fabrics Types on the Adsorption of Air Pollution in Residential and Industrial Atmosphere in Cairo-Egypt. *Letters in Applied NanoBioScience*, **9** (4) 682 - 691 (2019)
  48. El-Zawahry, M.M., Abdelghaffar, F., Abdelghaffar, R.A. and Hassabo, A.G., Equilibrium and Kinetic Models on the Adsorption of Reactive Black 5 from Aqueous Solution Using Eichhornia Crassipes/Chitosan Composite. *Carbohydrate Polymers*, **136**, 507-515 (2016)
  49. Hassabo, A.G. and Mohamed, A.L., Multiamine Modified Chitosan for Removal Metal Ions from Their Aqueous Solution *BioTechnology: An Indian Journal*, **12** (2) 59-69 (2016)
  50. Hassabo, A.G., Mendrek, A., Popescu, C., Keul, H. and Möller, M., Deposition of Functionalized Polyethylenimine-Dye onto Cotton and Wool Fibres. *Research Journal of Textile and Apparel*, **18** (1) 36-49 (2014)
  51. Hassabo, A.G., Erberich, M., Popescu, C. and Keul, H., Functional Polyethers for Fixing Pigments on Cotton and Wool Fibres. *Research & Reviews in Polymer*, **6** (3) 118-131 (2015)
  52. Mohamed, A.L., Silan/Biopolymer Microgels for Functionalization of Cotton Fabric: Antibacterial and Dual Responsive Ph and Temperature. *Journal of Applied Pharmaceutical Science*, **7** (7) 77-88

- (2017)
53. Hassabo, A.G., El-Naggar, M.E., Mohamed, A.L. and Hebeish, A.A., Development of Multifunctional Modified Cotton Fabric with Tri-Component Nanoparticles of Silver, Copper and Zinc Oxide. *Carbohydrate Polymers*, **210** 144-156 (2019)
  54. Kaushik, S., Application of Nanotechnology in Textile. *Asian J. Home Sci.*, **9** (2) 580-583 (2014)
  55. Asif, A.K.M.A.H. and Hasan, M.Z., Application of Nanotechnology in Modern Textiles: A Review. *Int. J. of Current Eng. and Technol.*, **8** (2) 226-231 (2018)
  56. Joshi, M., Nanotechnology: Opportunities in Textiles. *Indian J. of Fiber and Textile Res.*, **30** 477-482 (2005)
  57. Sawney, A.P.S., Modern Applications of Nanotechnology in Textiles. *Textile Research Journal* **78**(8) 735-742 (2008)
  58. Suriati, G., Mariatti, M. and Azizan, A., Synthesis of Silver Nanoparticles by Chemical Reduction Method: Effect of Reducingagent and Surfactantconcentration, International Journal of Automotive and Mechanical Engineering. *IJAME*, **10**, 1920-1927 (2014)
  59. Montazera, A., Keshvarib, A. and Kahalib, P., Tragacanth Gum/Nano Silver Hydrogel on Cotton Fabric: In-Situ Synthesis and Antibacterial Properties. *Carbohydrate Polymers*, **154**, 257-266 (2016)
  60. Ghazali, S., Jaafar, M. and Azizan, A., Synthesis of Silver Nanoparticles by Chemical Reduction Method: Effect of Reducing Agent and Surfactant Concentration. *10*, 1920-1927 (2014)
  61. Atta, A.M., Al-Lohedan, A.H. and Abdelrahman, O.E., Synthesis of Silver Nanoparticles by Green Method Stabilized to Synthetic Human Stomach Fluid. *Molecules*, **19**, 6737-6745 (2014)
  62. Song, K.C., Lee, S.M., Park, T.S. and Lee, B.S., Preparation of Colloidal Silver Nanoparticles by Chemical Reduction Method. *Korean J. Chem. Eng.*, **26** (1) 153-266 (2009)
  63. Damuluri, R., Kiran, K. and Chakravarthy, D.P., Review Studies on Application of Nanotechnology in Textiles. *International Journal of Textile and Fashion Technology*, **7** (6) 1-4 (2017)
  64. Vigneshwaran, N., Bharimalla, A.K. and Arputharaj, A., Application of Functional Nanoparticle Finishes on Cotton Textiles. *Trends in Textile Engineering & Fashion Technology*, **3** (4) 1-5 (2018)
  65. Kim, H.W., Kim, B.R. and Rhee, Y.H., Imparting Durable Antimicrobial Properties to Cotton Fabrics Using Alginate-Quaternary Ammonium Complex Nanoparticles. *Carbohydrate Polymers*, **79**(4) 1057-1062 (2010)
  66. Montazer, M., Alimohammadi, F., Shamei, A. and Rahimi, M.K., Durable Antibacterial and Cross-Linking Cotton with Colloidal Silver Nanoparticles and Butane Tetracarboxylic Acid without Yellowing. *Colloids and Surfaces B: Biointerfaces*, **89**, 196-202 (2012)
  67. Vigneshwaran, N., Kumar, S., Kathe, A.A., Varadarajan, P.V. and Prasad, V., Functional Finishing of Cotton Fabrics Using Zinc Oxide-Soluble Starch Nanocomposites. *Nanotechnology*, **17**(20) 5087-5095 (2006)
  68. Prabu, G.T.V., Chattopadhyay, S.K., Patil, P.G., Arputharaj, A. and Mandhyan, P.K., Moisture Management Finish on Cotton Fabric by Electrospaying. *Textile Research Journal*, **87** (17) 2154 (2017)
  69. Ilić, V., Šaponjić, Z., Vodnik, V., Potkonjak, B., Jovanović, P., Nedeljković, J. and Radetić, M., The Influence of Silver Content on Antimicrobial Activity and Color of Cotton Fabrics Functionalized with Ag Nanoparticles. *Carbohydrate Polymers*, **78** (3) 564-569 (2009)
  70. Lee, H., Yeo, S.Y. and Jeong, S.H., Antibacterial Effect of Nanosized Silver Colloidal Solution on Textile Fabrics. *Journal of Materials Science*, **38** (10) 2199-2204 (2003)
  71. El-Rafie, M., Mohamed, A., Shaheen, T.I. and Hebeish, A., Antimicrobial Effect of Silver Nanoparticles Produced by Fungal Process on Cotton Fabrics. *Carbohydrate Polymers*, **80** (3) 779-782 (2010)
  72. Hebeish, A., El-Naggar, M., Fouda, M.M., Ramadan, M., Al-Deyab, S.S. and El-Rafie, M., Highly Effective Antibacterial Textiles Containing Green Synthesized Silver Nanoparticles. *Carbohydrate Polymers*, **86** (2) 936-940 (2011)
  73. Ahmed, H.B., El-Rafie, M.H. and Zahran, M.K., Bactericidal Evaluation of Nano-Coated Cotton Fabrics. *American Journal of Nano Research and Applications*, **3** (6) 105-112 (2015)
- Egypt.J.Chem.* **62**, Special Issue (Part 2) (2019)

74. Nowack, B., Krug, H.F. and Height, M., Nanosilver History Implications for Policy Makers. *Environ Sci Technol*, **45** (17) 1177-1184 (2011)
75. Marambio-Jones, C. and Hoek, E.M.V., A Review of the Antibacterial Effects of Silver Nanomaterials and Potential Implications for Human Health and the Environment. *J. Nanopart. Res.*, **12** (5) 1531-1539 (2010)
76. Rehana, M., El-Naggara, M., Mashaly, H.M. and Wilken, R., Nanocomposites Based on Chitosan/Silver/Clay for Durable Multi-Functional Properties of Cotton Fabrics. *Carbohydrate Polymers*, **182**, 29-39 (2018)
77. Ola, O. and Maroto-Valer, M.M., Review of Material Design and Reactorengineering on TiO<sub>2</sub> Photocatalysis for CO<sub>2</sub> Reduction. *J Photochem Photobiol C: Photochem review*, **24** 16-22 (2015)
78. Emam, H.E., Saleh, N., Nagy, K.S. and Zahran, M., Instantly Agnps Deposition through Facile Solventless Technique for Poly-Functional Cotton Fabrics. *International journal of biological macromolecules*, **84**, 308-318 (2016)
79. Benjamin, P. and Stellacci, L.F., Antibacterial Activity of Silver Nanoparticles: A Surface Science Insight. *Nano Today*, **10** (3) 339-354 (2015)
80. Ibrahim, N.A., Nada, A.A., Hassabo, A.G., Eid, B.M., Noor El-Deen, A.M. and Abou-Zeid, N.Y., Effect of Different Capping Agents on Physicochemical and Antimicrobial Properties of ZnO Nanoparticles. *Chemical Papers*, **71** (7) 1365-1375 (2017)
81. Yetisen, A.K., Qu, H., Manbachi, A., Butt, H., Dokmeci, M.R., P.Hinestroza, J., Skorobogatiy, M., Khademhosseini, A. and Yun, S.H., Nanotechnology in Textiles. *ACS Nano*, **10** (3) 3042-3049 (2016)
82. Kamarulzaman, N., Kasim, M.F. and Rusdi, R., Band Gap Narrowing and Widening of ZnO Nanostructures and Doped Materials. *Nanoscale Res. Lett.*, **10** (1) 1034 (2015)
83. Arputharaj, A., Vigneshwaran, N. and Shukla, S.R., A Simple and Efficient Protocol to Develop Durable Multifunctional Property to Cellulosic Materials Using in Situ Generated Nano-ZnO. *Cellulose*, **4** (8) 3399-3409 (2017)
84. Patra, J.K. and Gouda, S., Application of Nanotechnology in Textile Engineering: An Overview. *Journal of Engineering and Egypt.J.Chem.* **62**, Special Issue (Part 2) (2019)
- TechnologyResearch*, **5** (5) 104-111 (2013)
85. Aksit, A., Camlibel, N.O., Zeren, E.T. and Kutlu, B., Development of Antibacterial Fabrics by Treatment with Ag-Doped TiO<sub>2</sub> Nanoparticles. *The Journal of The Textile Institute*, **108** (12) 2046-2056 (2017)
86. Yuranova, T., Mosteo, R., Bandara, J., Laub, D. and Kiwi, J., Self-Cleaning Cotton Textiles Surfaces Modified by Photoactive SiO<sub>2</sub>/TiO<sub>2</sub> Coating. *Journal of Molecular Catalysis A: Chemical* **244** (1-2) 160-167 (2006)
87. El-Naggar, M.E., Hassabo, A.G., Mohamed, A.L. and Shaheen, T.I., Surface Modification of SiO<sub>2</sub> Coated ZnO Nanoparticles for Multifunctional Cotton Fabrics. *Journal of Colloid and Interface Science*, **498**, 413-422 (2017)
88. Gupta, K.K., Jassal, M. and Agrawal, A.K., Functional Finishing of Cotton Using Titanium Dioxide and Zinc Oxide Nanoparticles. *Research Journal of Textile and Apparel*, **11** (3) 1-10 (2007)
89. Sivakumar, A., Murugan, R., Sundaresan, K. and Periyasamy, S., UV Protection and Self-Cleaning Finish for Cotton Fabric Using Metal Oxide Nanoparticles. *Indian Journal of Fibre & Textile Research*, **38**, 285-292 (2013)
90. Sarathi, P. and Thilagavathi, G., Synthesis and Characterization of Titanium Dioxidenanoparticles and Their Applications to Textiles for Microbe Resistance. *Journal of Textile and Apparel, Technology and Management* **6**(2) 1-8 (2009)
91. Ortelli, S., Costa, A.L. and M. Dondi, TiO<sub>2</sub> Nanosols Applied Directly on Textiles Using Different Purification Treatments. *Materials*, **8** (11) 7988-7996 (2015)
92. Karimi, L., Yazdanshenas, M.E., Khajavi, R., Rashidi, A. and Mirjalili, M., Functional Finishing of Cotton Fabrics Using Graphene Oxide Nanosheets Decorated with Titanium Dioxide Nanoparticles. *The Journal of The Textile Institute*, **107** (9) 1122-1134 (2016)
93. Wang, H., Shi, H., Li, Y. and Wang, Y., The Effects of Leaf Roughness, Surface Free Energy and Work of Adhesion on Leaf Water Drop Adhesion. *PLOS ONE*, **9** (9) 1-7 (2014)
94. Latthe, S.S., Tereshima, C. and Nakata, K.F., Super Hydrophobic Surfaces Developed by Mimicking Hierarchical Surface Morphology of Lotus Leaf. *Molecules*, **19** (4) 42564263 (2014)

95. Riaz, S., Ashraf, M., Hussain, T., Hussain, M.T., Rehman, A., Javid, A., Iqbal, K., Basita, A. and Azizb, H., Functional Finishing and Coloration of Textile with Nanomaterials. *Coloration Technology*, 327-346 (2018)
96. Przybylak, M., Maciejewski, H., Dutkiewicz, A., Dłbek, I. and Nowicki, M., Fabrication of Super Hydrophobic Cotton Fabrics by a Simple Chemical Modification. *Cellulose*, **23** (3) 2185–2197 (2016)
97. Samanta, A.K., Bhattacharyya, R., Jost, S., Basu, S. and Basu, G., Fire Retardant Finish of Jute Fabric with Nano Zinc Oxide. *Cellulose*, **24** (2) 1143-1157 (2017)
98. Horrocks, A.R., Flame Retardant Challenges for Textiles and Fibres: New Chemistry Versus Innovatory Solutions. *Polymer Degradation and Stability*, **96** (3) 377-392 (2011)
99. Mohamed, A.L., El-Sheikh, M.A. and Waly, A.I., Enhancement of Flame Retardancy and Water Repellency Properties of Cotton Fabrics Using Silanol Based Nano Composites. *Carbohydrate Polymers*, **102**, 727-737 (2014)
100. Onar, N. and Mete, G., Development of Water-Oil-Repellent and Flame-Retardant Cotton Fabrics by Organic-Inorganic Hybrid Materials. *J. Text Inst.*, **107** (11) 1164-1169 (2016)
101. Mohamed, A.L., El-Naggar, M.E., Shaheen, T.I. and Hassabo, A.G., Laminating of Chemically Modified Silan Based Nanosols for Advanced Functionalization of Cotton Textiles. *International Journal of Biological Macromolecules*, **95**, 429–437 (2017)
102. Abbas, M., Iftikhar, H., Malik, M.H. and Nazir, A., Surface Coatings of TiO<sub>2</sub> Nanoparticles onto the Designed Fabrics for Enhanced Self-Cleaning Properties. *Coatings*, **8**(1) 35-49 (2018)
103. Okeil, A.A., Citric Acid Crosslinking of Cellulose Using TiO<sub>2</sub> Catalyst by Pad-Drycuremethod. *Polymer-Plastics Technology and Engineering*, **47** (2) 174-179 (2008)
104. Benn, T., Cavanagh, B., Hristovski, K., Posner, J.D. and Westerhoff, P., The Release of Nanosilver from Consumer Products Used in the Home. *J. Environ. Quality*, **39**, 1875-1882 (2010)
105. Walser, T., Demou, E., Lang, D.J. and Hellweg, S., Prospective Environmental Life Cycle Assessment of Nanosilver T-Shirts. *Environ. Sci. and Technol.*, **45** (10) 4570-4577 (2011)
106. Mojsov, K., Enzyme Scouring of Cotton Fabrics: A Review. *International Journal of Technology Marketing*, **2** (9) 256-262 (2012)
107. Araújo, R., Casal, M. and Cavaco-Paulo, A., Application of Enzymes for Textile Fibres Processing. *Biocatalysis and Biotransformation*, **26** (5) 332-349 (2009)
108. Shahid, M., Mohammad, F., Chen, G., Tang, R.-C. and Xing, T., Enzymatic Processing of Natural Fibres: White Biotechnology for Sustainable Development. *Green Chemistry*, **18** (8) 2256-2281 (2016)
109. Fernández-Fernández, M., Sanromán, M.Á. and Moldes, D., Recent Developments and Applications of Immobilized Laccase. *Biotechnol. Adv.*, **31** (8) 1808-1818 (2013)
110. Mojsov, K., Enzyme Applications in Textile Preparatory Process: A Review. *IJMIE*, **2** (9) 272-281 (2012)
111. Hao, L., wang, R., Fang, K. and Liu, J., Ultrasonic Effect on the Desizing Efficiency of  $\alpha$ -Amylase on Starch-Sized Cotton Fabrics. *Carbohydrate Polymers*, **96**, 474-480 (2013)
112. Jegannathan, K.R. and Nielsen, P.H., Environmental Assessment of Enzyme Use in Industrial Production - a Literature Review. *Journal of Cleaner Production*, **42**, 228-240 (2013)
113. Chapman, J., Ismail, A. and Dinu, C., Industrial Applications of Enzymes: Recent Advances, Techniques, and Outlooks. *Catalysts*, **8** (6) 238-264 (2018)
114. Mojsov, K., Enzymes in Textile Industry: A Review. *International Journal of Management, IT and Engineering*, **4** (12) 34-44 (2014)
115. Chand, N., Sajedi, R.H., Nateri, A.S., Khajeh, K. and Rassa, M., Fermentative Desizing of Cotton Fabric Using an  $\alpha$ -Amylase-Producing Bacillus Strain: Optimization of Simultaneous Enzyme Production and Desizing. *Process Biochemistry*, **49** (11) 1884-1888 (2014)
116. Chand, N., Nateri, A.S., Sajedi, R.H., Mahdavi, A. and Rassa, M., Enzymatic Desizing of Cotton Fabric Using a Ca<sup>2+</sup>-Independent  $\alpha$ -Amylase with Acidic Ph Profile. *Journal of Molecular Catalysis B: Enzymatic*, **83**, 46-50 (2012)
117. Sreelakshmi, S.N., Pau, A., Vasanthi, N.S. and Saravanan, D., Low-Temperature Acidic Amylases from *Aspergillus* for Desizing of Cotton *Egypt.J.Chem.* **62**, Special Issue (Part 2) (2019)

- Fabrics. *J. Text. Inst.*, **105** 59-66 (2014)
118. Dehabadi, V.A., Opwis, K. and Gutmann, J., Combination of Acid-Demineralization and Enzymatic Desizing of Cotton Fabrics by Using Industrial Acid Stable Glucoamylases and  $\alpha$ -Amylases. *Starch - Stärke*, **63** (12) 760-764 (2011)
  119. Bahinbalıkan, B.Y. and Kahraman, M.V., Truncated  $\alpha$ -Amylase: An Improved Candidate for Textile Processing. *Starch/Staerke*, **63**, 154-159 (2011)
  120. Hao, L., Wang, R., Fang, K. and Liu, J., Ultrasonic Effect on the Desizing Efficiency of  $\alpha$ -Amylase on Starch-Sized Cotton Fabrics. *Carbohydrate Polymers*, **96** (2) 474-480 (2013)
  121. Nithya, E., Radhai, R., Rajendran, R., Shalini, S., Rajendran, V. and Jayakumar, S., Synergetic Effect of Dc Air Plasma and Cellulase Enzyme Treatment on the Hydrophilicity of Cotton Fabric. *Carbohydrate Polymers*, **83** (4) 1652-1658 (2011)
  122. Nur, M.G., Hossain, M.F. and Rahman, M., Feasibility Study of Integrated Desizing, Scouring and Bleaching of Cotton Woven Fabric with H<sub>2</sub>O<sub>2</sub> and Investigation of Various Physical Properties with Traditionally Treated Fabric. *European Journal of Scientific Research*, **12** (33) 26-39 (2016)
  123. Imran, M.A., Hussain, T., Memon, M.H. and Abdul Rehman, M.M., Sustainable and Economical One-Step Desizing, Scouring and Bleaching Method for Industrial Scale Pretreatment of Woven Fabrics. *Journal of Cleaner Production*, **108**, 494-502 (2015)
  124. Opwis, K., Mayer-Gall, T., Schollmeyer, E., Dammer, C., Titscher, T., Nickisch-Hartfiel, A., Grün, O., Spurk, C., Schloderer, C., Köppe, A., Dörfler, C. and Bachus, H., Use of Enzymes in the Pre-Treatment of Cotton. *Eng. Life Sci.*, **10** 293-301 (2010)
  125. Gonçalves, I., Herrero-Yniesta, V., Arce, I.P., Castañeda, M.E., Cavaco-Paulo, A. and Silva, C., Ultrasonic Pilot-Scale Reactor for Enzymatic Bleaching of Cotton Fabrics. *Ultrason. Sonochem.*, **21**, 1535-1542 (2014)
  126. Molecula Zámocký, M., Gasselhuber, B., Furtmüller, P.G. and Obinger, C., Revolution of Hydrogen Peroxide Degrading Enzymes. *Arch. Biochem. Biophys.*, **525**, 44-52 (2012)
  127. Tzanov, T., Costa, S.A., Gubitz, G.M. and Cavaco-Paulo, A., Hydrogen Peroxide Generation with Immobilized Glucose Oxidase for Textile Bleaching. *J Biotechnol.*, **93** (1) 87-94 (2002)
  128. Oluoch, K., Welander, U., Andersson, M., Mulaa, F., Mattiasson, B. and Hatti-Kaul, R., Hydrogen Peroxide Degradation by Immobilized Cells of *Alkaliphilic Bacillus. Halodurans*. **24**, 215-222 (2009)
  129. Fruhwirth, G., Paar, A., Gudelj, M., Cavaco-Paulo, A., Robra, K.-H. and Gübitz, G., An Immobilised Catalase Peroxidase from the Alkalothermophilic *Bacillus Sf* for the Treatment of Textile-Bleaching Effluents. *Applied Microbiology and Biotechnology*, **60** (3) 313-319 (2002)
  130. Agrawal, B.J., Bio-Stoning of Denim- an Environmental-Friendly Approach. *Curr. Trends Biomedical Eng. & Biosci.*, **3** (3) 1-6 (2017)
  131. Maryan, A.S., Montazer, M. and Rashidi, A.S., Nanoclay as New Tool for Discoloration of Dyed Denim Garment with Indigo. *Color Colorants Coat.*, **6**, 25-33 (2013)
  132. Cannatelli, M.D. and Ragauskas, A.J., Two Decades of Laccases: Advancing Sustainability in the Chemical Industry. *Chem. Rec.*, **17** (1) 1-9 (2017)
  133. Piccinino, D., Delfino, M., Botta, G., Crucianelli, M., Grossi, V., Passacantando, M., Antiochia, R., Favero, G. and Saladino, R., Laccase-Mediated Enhancement of the Antioxidant Activity of Propolis and Poplar Bud Exudates. *ACS Omega*, **2** (6) 2515-2523 (2015)
  134. Durán, N., Rosa, M.A., D'Annibale, A. and Gianfreda, L., Applications of Laccases and Tyrosinases (Phenoloxidases) Immobilized on Different Supports: A Review. *Enzyme Microb. Technol.*, **31** (7) 907-912 (2002)
  135. Gonçalves, I., Silva, C. and Cavaco-Paulo, A., Ultrasound Enhanced Laccase Applications. *Green chem.*, **17** (3) 1362-1369 (2015)
  136. Kaczmarek, M.B., Kwiatos, N., Szczłsna-Antczak, M. and Bielecki, S., Laccases - Enzymes with an Unlimited Potential. *Biotechnol Food Sci.*, **81** (1) 41-70 (2017)
  137. Rashid, S., Unyayar, A., Mazmanci, M.A., McKeown, S.R., Worthington, J. and Banat, I.M., Two Decades of Laccases: Advancing Sustainability in the Chemical. *Industry, Ann. Microbiol.*, **65** (1) 175-182 (2015)
  138. Ibrahim, N.A., El-Badry, K., Eid, B.M. and
- Egypt.J.Chem.* **62**, Special Issue (Part 2) (2019)

- 
- Hassan, T.M., A New Approach for Biofinishing of Cellulose-Containing Fabrics Using Acid Cellulases. *Carbohydrate Polymers*, **83**, 116-126 (2011)
139. Ali, S., Khatri, Z., Khatri, A. and Tanwari, A., Integrated Desizing-Bleaching-Reactive Dyeing Process for Cotton Towel Using Glucose Oxidase Enzyme. *J. Cleaner Prod.*, **66**, 562-567 (2014)
140. Shah, S.R., Chemistry and Applications of Cellulase in Textile Wet Processing. *Res. J. Engineering Sci.*, **2** (7) 1-7 (2013)